



Standard Features

- Tight back
- Duraloft seat cushion
- Hand tied/Hard edge
- Armside hold down clips
- 1 Pair #20 pillows

A member of the **Tight Back Collection**, which includes the Eden, Ellington, Erin and Essex series frames.

Product Overview

The **Ellington** series features a Tight Straight back, and your choice of

- Rising round arm (shown), or 3" Sloping track arm
- 5 widths plus cushion and chaise options
- 3 seat depths
- 6 legs, 7 finishes
- Multiple back over seat options
- Optional back buttons
- Optional double needle stitch
- Optional contrast welt
- Optional nailhead trim

Product Dimensions

- *Outside:* Depth D: 34, 36, or 38
 Height H: 37
- *Inside:* Seat Depth SD: 19, 21, or 23
 Seat Height SH: 19" for all base treatments
- *Available Frames:*
 Chair: 32"
 Love Seat: 55"
 3/4 Sofa: 63"
 Sofa: 78"
 Grand Sofa: 90"

Notes

See next page for order form

As shown: 94 TSRR - C - 21 - MT5

[Click Here](#)

or scan the code below to see this frame in different fabrics and download images.





Tight Back Sofas and Chairs - Order Form

SAMPLE
ORDER:

94

1 WSTA.b - **2** GD3:3 - **3** 21 - **4** P5

Dealer Name _____

ITEM #1 _____



Scan
to see
gallery
pictures

Customer Name _____

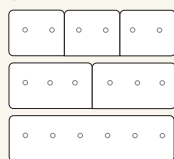
ITEM #2 _____

Notes _____

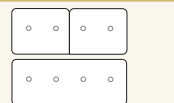
1 Series

* When buttons are specified, spacing varies with back width and the layout is as shown:


GD, LD



TQ, LS



C



Essex

Welted Square /
3" Track Arm

☐ WSTA

☐ WSTA.b
w/buttons*

Welted Square /
Urban Taper

☐ WSUT

☐ WSUT.b
w/buttons*



Eden

Welted Round /
Urban Scoop

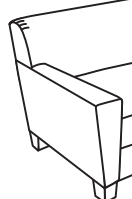
☐ WRUS

☐ WRUS.b
w/buttons*

Welted Round /
Urban Taper

☐ WRUT

☐ WRUT.b
w/buttons*



Ellington

Tight Straight /
Rising Round

☐ TSRR

☐ TSRR.b
w/buttons*

Tight Straight /
3" Sloping Track

☐ TSST

☐ TSST.b
w/buttons*



Erin

Pleated Round /
Pleated Sock

☐ PRPS

☐ PRPS.b
w/buttons*

Pleated Round /
Urban Scoop

☐ PRUS

☐ PRUS.b
w/buttons*



2 Size, Back:Seat



GD3:3



GD3:1



GD2:2



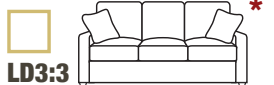
GD2:1



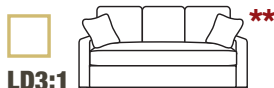
GD1:2



GD1:1



LD3:3



LD3:1



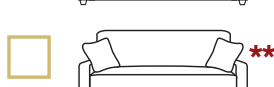
LD2:2



LD2:1



LD1:2



LD1:1



TQ2:2



TQ2:1



TQ1:2



TQ1:1



LS2:2



LS2:1



LS1:2



LS1:1



C

NOTES

Sofas include 1 pair of #20.db (down blend) pillows.

**Bench seats or bench backs in NRR fabrics will have seams aligned appropriately.

*Chaise with movable base available at extra charge.

HEIGHTS

For all base treatments:

H: Height is 37"

AH: Arm Height is 25 1/2"

SH: Seat Height is 19"

WIDTHS

W: Outer Frame Width

SW: Seat Width

	GD	LD	TQ	LS	C
Track Arm	90 1/2/81	78 1/2/69	63 1/2/54	55 1/2/46	32 1/2/23
Urban Taper	93/81	81/69	66/54	58/46	35/23
Rising Round	90 1/2/81	78 1/2/69	63 1/2/54	55 1/2/46	32 1/2/23
Sloping Track	90 1/2/81	78 1/2/69	63 1/2/54	55 1/2/46	32 1/2/23
Pleated Sock	96 1/2/81	84 1/2/69	69 1/2/54	61 1/2/46	38 1/2/23
Urban Scoop	90/81	78/69	63/54	55/46	32/23

3 Seat Depth

19"



Short

21"

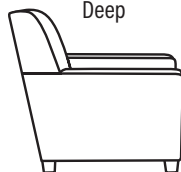


Standard

23"



Deep



4 Base

PFS



Pyramid
Foot Small
3"



HS5



Highland
Spool
5"



P5



Pyramid
Foot
5"



SQ5



Square
Tapered Leg
5"



MT5




Metro
Trim
5"



RM5



Round
Metal Leg
5"



MT5 and RM5
base options
available at
extra charge.

5 Base Finish

☐ Light Pioneer

☐ Pioneer

☐ Dark Pine

☐ Jet

☐ Antique Cherry

☐ Java

☐ Stone

Available at
extra charge:

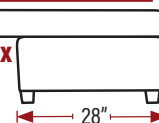
94-Sofas-Chairs-5-2023

☐ Double Needle Stitching (.dn)
Applied to seat cushion and #20.db
(down blend) pillows only.

☐ * Chaise with Movable Base

To substitute the long chaise cushion and movable ottoman base for a seat cushion, specify: 94-GD3:3X (27" wide), 94-LD3:3X (23" wide), 94-TQ2:2X (27" wide), 94-TQ1:2X (27" wide), 94-LS2:2X (23" wide), 94-LS1:2X (23" wide) and 94-CX (23" wide).

The chaise cushion (only) may be cut NRR (non-railroaded) to eliminate seams.



Tight Back Sofas and Chairs - Series 94

Dimensions

Width	Track Arm	Urban Taper	Rising Round	Sloping Track	Pleated Sock	Urban Scoop
Sofa (GD)	W: 90 1/2 SW: 81	W: 93 SW: 81	W: 90 1/2 SW: 81	W: 90 1/2 SW: 81	W: 96 1/2 SW: 81	W: 90 SW: 81
Sofa (LD)	W: 78 1/2 SW: 69	W: 81 SW: 69	W: 78 1/2 SW: 69	W: 78 1/2 SW: 69	W: 84 1/2 SW: 69	W: 78 SW: 69
Sofa (TQ)	W: 63 1/2 SW: 54	W: 66 SW: 54	W: 63 1/2 SW: 54	W: 63 1/2 SW: 54	W: 69 1/2 SW: 54	W: 63 SW: 54
Loveseat (LS)	W: 55 1/2 SW: 46	W: 58 SW: 46	W: 55 1/2 SW: 46	W: 55 1/2 SW: 46	W: 61 1/2 SW: 46	W: 55 SW: 46
Chair (C)	W: 32 1/2 SW: 23	W: 35 SW: 23	W: 32 1/2 SW: 23	W: 32 1/2 SW: 23	W: 38 1/2 SW: 23	W: 32 SW: 23
Depth	D: 33 35 37 SD: 19 21 23	D: 33 35 37 SD: 19 21 23	D: 33 35 37 SD: 19 21 23	D: 33 35 37 SD: 19 21 23	D: 35 37 39 SD: 19 21 23	D: 35 37 39 SD: 19 21 23
Height	H: 37 SH: 19 AH: 25 1/2	H: 37 SH: 19 AH: 25 1/2	H: 37 SH: 19 AH: 25 1/2	H: 37 SH: 19 AH: 25 1/2	H: 37 SH: 19 AH: 25 1/2	H: 37 SH: 19 A H: 25 1/2

*All sofas include 1 pair of #20.db pillows.

Chaise with movable base available

The chaise cushion (only) may be cut NRR (non-railroaded) to eliminate seams.

To substitute the long chaise cushion and movable ottoman base for a seat cushion, order chaise extension 94sx27 or 94sx23 and specify:

94-GD3:3X (27" wide)

94-LD3:3X (23" wide)

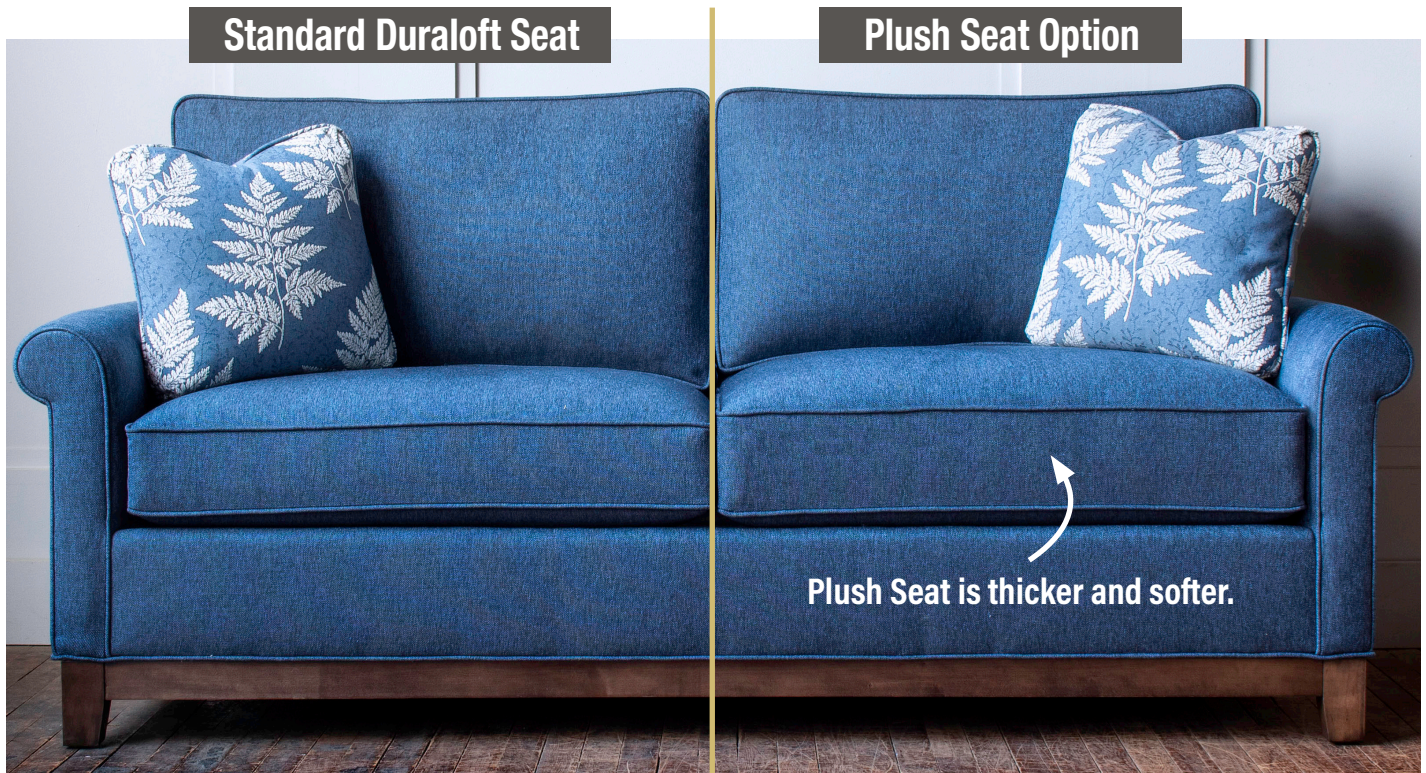
94-TQ2:2X (27" wide)

94-TQ1:2X (27" wide)

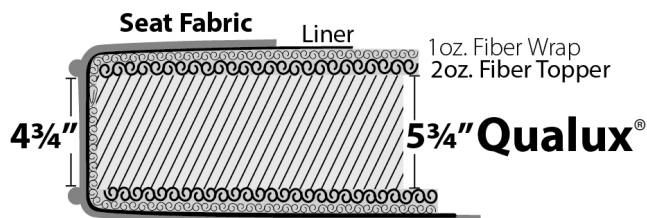
94-LS2:2X (23" wide)

94-LS1:2X (23" wide)

94-CX (23" wide)



Duraloft Seat Construction



Standard on:

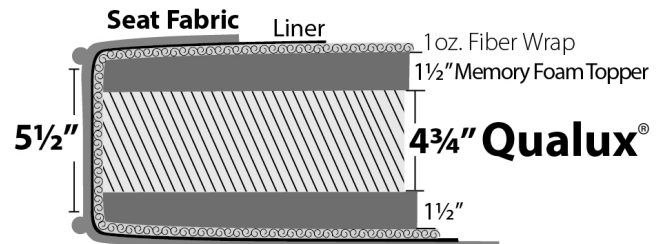
**Madison
Brighton
Tight Back
Highland Park***

*Note: Highland Park uses 4 3/4" Qualux®.
Between welts is 4 3/4" - same as others.

Firm Seat Option

Construction same as standard, except
Qualux® polyfoam is firmer.

Plush Seat Option Construction



Plush Seat Features

- Finished seat is thicker than Standard
- Memory foam creates softer luxurious sit

Plush Seat Option available only on:

**Madison
Brighton
Tight Back
Highland Park***

*Note: Highland Park uses 4 1/4" Qualux®.
Between welts is 5 1/2" - same as others.

See price list for Plush Seat Option price.


Finishes




Antique Cherry



Dark Pine



Java




Jet



Light Pioneer

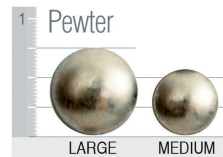

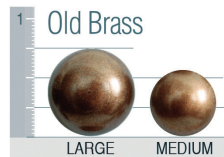



Pioneer



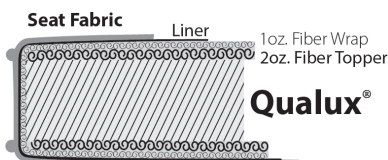
Stone

Nail Head

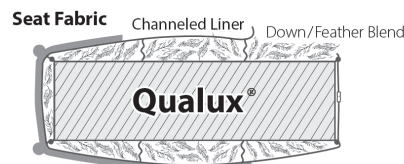


Cushions

Standard / Firm

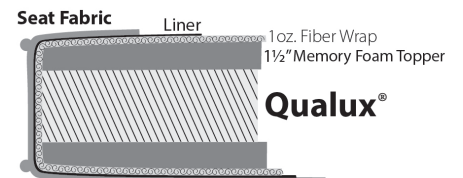


Down



Plush

For Brighton, Highland Park, Madison and Tight Back Custom Collections only.



Welt or Double Needle

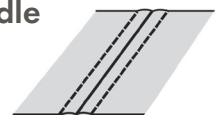
Self Welt



Contrast Welt




Double Needle




Arm Pillows

(sold by pair)




#13

14" x 14"



#20

17" x 17"



#23

20" x 20"

Kidney Pillows

(sold as singles)




#8

8" x 16"



#10

11" x 19"



#4

11" x 25"