

## Brighton Popular Layout: 84-F Track Arm



### Standard Features

---

- Loose back
- Duraloft seat cushion
- Hand tied/Hard edge

### Product Overview

---

- Shown with **track arm** (other arms available)
- 5 widths plus sectional and chaise options
- 3 seat depths
- 5 legs, 7 finishes
- 2 back heights: 34 or 37"
- Multiple back over seat options
- Optional back buttons
- Optional double needle stitch
- Optional contrast welt
- Optional nailhead trim

### Product Dimensions

---

- *Outside:*    Depth                    D: 34, 36, or 38  
                         Height                    H: 34 or 37
- *Inside:*      Seat Depth            SD: 20, 22, or 24  
                         Seat Height            SH: 19" for all base treatments
- *Available Layouts:*  
                         Sectionals: 82 x 82 up to 138 x 138"  
                         Chair: 32"  
                         Chair and 1/2: 50"  
                         Three Quarter: 63"  
                         Sofa: 78"  
                         Grand Sofa: 90"

### Notes

---

**As shown, Popular Layout 84-F Track Arm:**

**84 BSTA - #2LF2 - 22 - SQ5**

**84 BSTA - #1RF2:2 - 22 - SQ5**

A member of the **Brighton Custom Collection**, its' low profile is great for casual conversation in an open setting. Highly versatile, Brighton can be either plush or clean and crisp.

[Click Here](#)

or scan the code below to see this frame in different fabrics and download images.



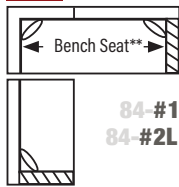
# Brighton Series 84

Based on 40.5" cushion width.

## Popular layouts

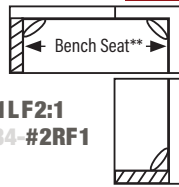
### 82x82 approx.

**84-A**



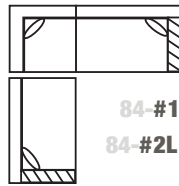
84-#1RF2:1  
84-#2LF1

**84-B**



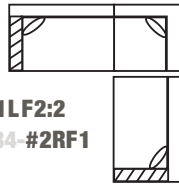
84-#1LF2:1  
84-#2RF1

**84-C**



84-#1RF2:2  
84-#2LF1

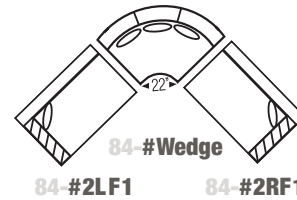
**84-D**



84-#1LF2:2  
84-#2RF1

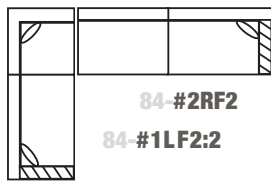
### 98 x 98 approx.

**84-H**



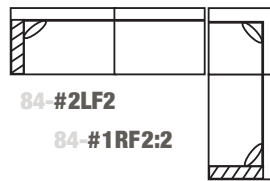
### 82 x 122 approx.

**84-E \***



84-#2RF2  
84-#1LF2:2

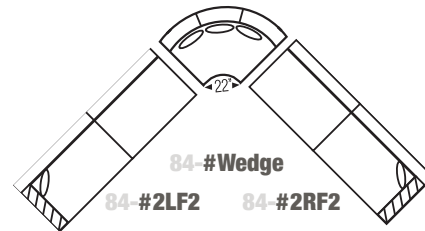
**\* 84-F**



84-#2LF2  
84-#1RF2:2

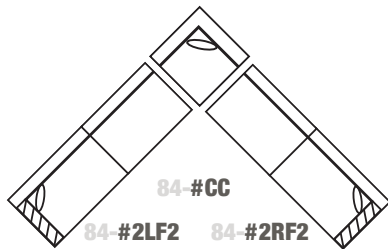
### 138 x 138 approx.

**84-I \***



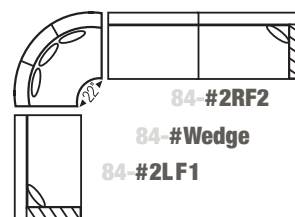
### 122 x 122 approx.

**84-G \***

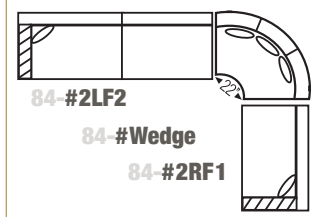


### 138 x 98 approx.

**84-J \***



**\* 84-K**



#### \* Chaise with movable base available

Chaise package substitutes the long chaise cushion and movable ottoman base for a seat cushion. Available: **\*Chaise XX**, (40.5" cushion width). **TT, ST, US** and **FS** arms with chaise come with rectangular chaise cushion. **TT** arm with chaise comes with a Tee chaise cushion.

# Brighton Sectional - Series 84 - Order Form

Based on 40 1/2" cushion width

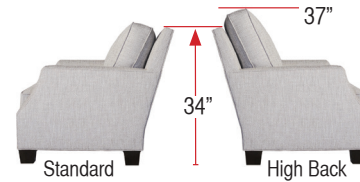
SAMPLE ORDER: **1** 84H **2** BTFS - **3** #1LF3 **4** 24 - **5** SP

Dealer Name \_\_\_\_\_ ITEM #1 \_\_\_\_\_

Customer Name \_\_\_\_\_ ITEM #2 \_\_\_\_\_

Notes \_\_\_\_\_

**1 Back Height**  84 Standard  84H High Back  
High Back option adds 3" to overall height:



**2 Back/Arm**

<p>Box Straight / Track Arm</p> <input type="checkbox"/> <b>BSTA</b>	<p>Box Straight / Track Tee</p> <input type="checkbox"/> <b>BSTT</b>	<p>Box Straight / Sloping Track</p> <input type="checkbox"/> <b>BSST</b>	<p>Box Curve / Urban Scoop</p> <input type="checkbox"/> <b>BCUS</b>	<p>Box Curve / Full Sock</p> <input type="checkbox"/> <b>BCFS</b>
<p>3" track</p>	<p>4 1/2" track</p>	<p>3" track</p>		
<input type="checkbox"/> <b>BSTA.b</b> w/buttons*	<input type="checkbox"/> <b>BSTT.b</b> w/buttons*	<input type="checkbox"/> <b>BSST.b</b> w/buttons*	<input type="checkbox"/> <b>BCUS.b</b> w/buttons*	<input type="checkbox"/> <b>BCFS.b</b> w/buttons*

\*When buttons are specified, the layout is as shown. Adding buttons results in a firmer back cushion and a slight increase in seat depth.



**3 Frame Sizes** (For dimensional data please see back side of this form. For related sofas and chairs see Brighton Sofa order form.)

**KEY:**  
Corner: Arm: #20 .db (down blend) Sofa Pillows:

\*Chaise with movable base available at extra charge.  
TA, ST, US and FS arms with chaise come with rectangular chaise cushion, shown below left. TT arm with chaise comes with a Tee chaise cushion, shown below right.



<p>Arm with Corner (#1)</p> <input type="checkbox"/> 84-#1LF2:2 *	<input type="checkbox"/> 84-#1RF2:2 *	<input type="checkbox"/> 84-#1LF2:1	<input type="checkbox"/> 84-#1RF2:1
<p>Arm only (#2)</p> <input type="checkbox"/> 84-#2LF1 *	<input type="checkbox"/> 84-#2RF1 *	<input type="checkbox"/> 84-#2LF2 *	<input type="checkbox"/> 84-#2RF2 *
<p>Armless</p> <input type="checkbox"/> 84-#A1	<input type="checkbox"/> 84-#A2	<p>Corner Chair</p> <input type="checkbox"/> 84-#CC	<p>Wedge</p> <input type="checkbox"/> 84-#Wedge

\*\* Bench seats in NRR fabrics will have seams aligned with back pillow breaks.

**4 Seat Depth**

20"  Short    22"  Standard    24"  Deep



**5 Base**

<input type="checkbox"/> <b>HS5</b> Highland Spool 5"	<input type="checkbox"/> <b>P5</b> Pyramid Foot 5"	<input type="checkbox"/> <b>SQ5</b> Square Tapered Leg 5"	<input type="checkbox"/> <b>MT5</b> Metro Trim 5"	<input type="checkbox"/> <b>RM5</b> Round Metal Leg 5"
---	--	---	---	--

MT5 and RM5 base options available at extra charge.  
Seat height is 19 inches for all base treatments.

**6 Base Finish**  Light Pioneer  Pioneer  Dark Pine  Jet  Antique Cherry  Java  Stone

Available at extra charge:  Double Needle Stitching  
Applied to seat cushion, back pillows, #20.db pillows, TT, TA, ST arms.

\*Chaise with Movable Base  
To substitute the long chaise cushion and movable ottoman base for a seat cushion specify:  
84-#2LF1XX, 84-#2RF1XX, 84-#2LF2XX, 84-#2RF2XX (all 40 1/2" wide).  
The chaise cushion (only) may be cut NRR (non-railroaded) to eliminate seams.



# Brighton Series 84

Based on 40 1/2" cushion width.  
Popular layouts

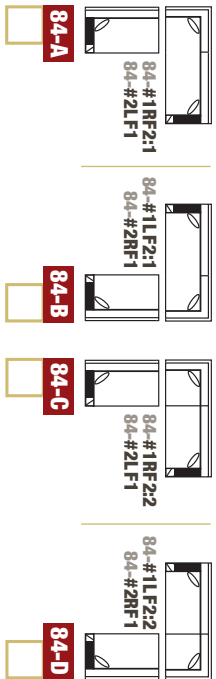
For exact dimensions, choose Seat Depth: SD 20, 22 or 24 and Arm, then see chart.

\* Chaise with movable base available.

TA, ST, US and FS arms with

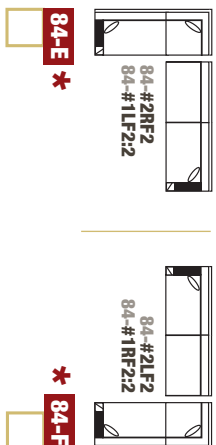
chaise come with rectangular chaise cushion, shown below left. TT arm with chaise comes with a Tee chaise cushion, shown below right.

## 82 x 82 approx.



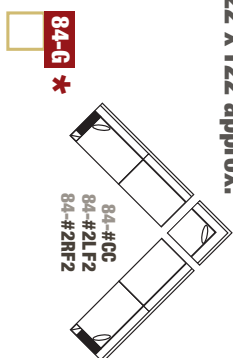
ARM	SD 20	SD 22	SD 24
TA	79 1/2 x 79 1/2	81 1/2 x 81 1/2	83 1/2 x 83 1/2
TT	80 1/2 x 80 1/2	82 1/2 x 82 1/2	84 1/2 x 84 1/2
ST	79 1/2 x 79 1/2	81 1/2 x 81 1/2	83 1/2 x 83 1/2
US	79 x 79	81 x 81	83 x 83
FS	81 x 81	83 x 83	85 x 85

## 82 x 122 approx.



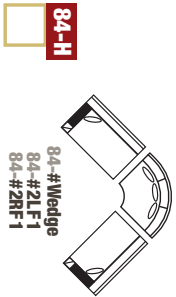
ARM	SD 20	SD 22	SD 24
TA	120 x 79 1/2	122 x 81 1/2	124 x 83 1/2
TT	121 x 80 1/2	123 x 82 1/2	125 x 84 1/2
ST	120 x 79 1/2	122 x 81 1/2	124 x 83 1/2
US	119 1/2 x 79	121 1/2 x 81	123 1/2 x 83
FS	121 1/2 x 81	123 1/2 x 83	125 1/2 x 85

## 122 x 122 approx.



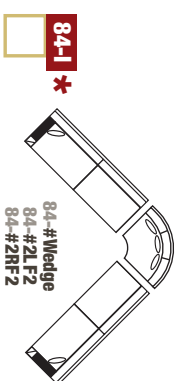
ARM	SD 20	SD 22	SD 24
TA	120 x 120	122 x 122	124 x 124
TT	121 x 121	123 x 123	125 x 125
ST	120 x 120	122 x 122	124 x 124
US	119 1/2 x 119 1/2	121 1/2 x 121 1/2	123 1/2 x 123 1/2
FS	121 1/2 x 119 1/2	123 1/2 x 123 1/2	125 1/2 x 125 1/2

## 98 x 98 approx.



ARM	SD 20	SD 22	SD 24
TA	95 1/2 x 95 1/2	97 1/2 x 97 1/2	99 1/2 x 99 1/2
TT	96 1/2 x 96 1/2	98 1/2 x 98 1/2	100 1/2 x 100 1/2
ST	95 1/2 x 95 1/2	97 1/2 x 97 1/2	99 1/2 x 99 1/2
US	95 x 95	97 x 97	99 x 99
FS	97 x 97	99 x 99	101 x 101

## 138 x 138 approx.



ARM	SD 20	SD 22	SD 24
TA	136 x 136	138 x 138	140 x 140
TT	137 x 137	139 x 139	141 x 141
ST	136 x 136	138 x 138	140 x 140
US	135 1/2 x 135 1/2	137 1/2 x 137 1/2	139 1/2 x 139 1/2
FS	137 1/2 x 137 1/2	139 1/2 x 139 1/2	141 1/2 x 141 1/2

## 138 x 98 approx.



ARM	SD 20	SD 22	SD 24
TA	136 x 95 1/2	138 x 97 1/2	140 x 99 1/2
TT	137 x 96 1/2	139 x 98 1/2	141 x 100 1/2
ST	136 x 95 1/2	138 x 97 1/2	140 x 99 1/2
US	135 1/2 x 95	137 1/2 x 97	139 1/2 x 99
FS	137 1/2 x 97	139 1/2 x 99	141 1/2 x 101

# Design Your Own Layout

**KEY:**  
For related sofas and chairs see Brighton Sofas and Chairs order form.



### Left Arm Facing

### Right Arm Facing

### Track Arm

### Track Tee

### Sloping Track

### Urban Scoop

### Full Sock

### Armless

84-#1LF2* Arm with Corner	84-#1RF2*	SD	D	W	84-#2LF2* Arm Only	84-#2RF2*	SD	D	W	84-#2LF1* Arm Only	84-#2RF1*	SD	D	W
20	20	20	34	79 1/2	20	20	34	86	20	20	20	34	45 1/2	20
22	22	22	36	81 1/2	22	22	36	86	22	22	22	36	45 1/2	22
24	24	24	38	83 1/2	24	24	38	86	24	24	24	38	45 1/2	24
20	20	20	34	87	20	20	34	87	20	20	20	34	46 1/2	20
22	22	22	36	89	22	22	36	87	22	22	22	36	46 1/2	22
24	24	24	38	91	24	24	38	87	24	24	24	38	46 1/2	24
20	20	20	34	85 1/2	20	20	34	86	20	20	20	34	45 1/2	20
22	22	22	36	87 1/2	22	22	36	86	22	22	22	36	45 1/2	22
24	24	24	38	89 1/2	24	24	38	86	24	24	24	38	45 1/2	24
20	20	20	34	81	20	20	34	79	20	20	20	34	45	20
22	22	22	36	83	22	22	36	81	22	22	22	36	45	22
24	24	24	38	85	24	24	38	83	24	24	24	38	45	24

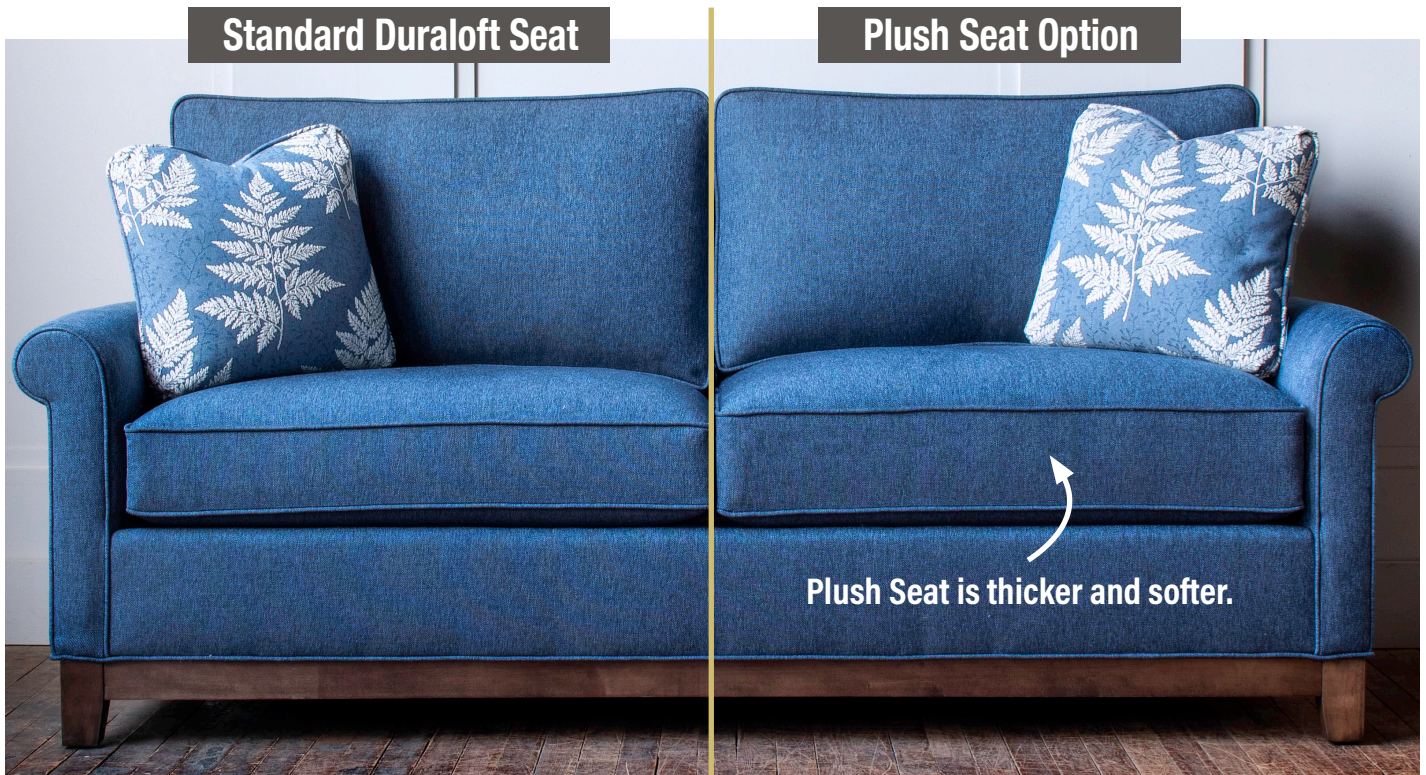
84-#A2	SD	D	W
20	20	34	81
22	22	36	81
24	24	38	81

84-#A1	SD	D	W
20	20	34	40 1/2
22	22	36	40 1/2
24	24	38	40 1/2

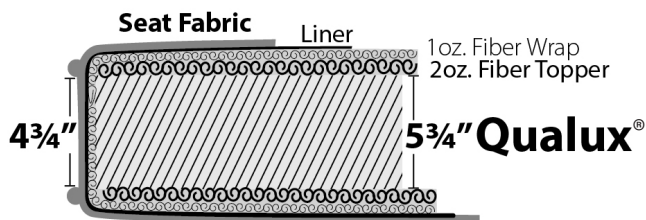
84-#CC Corner	SD	D	W
20	20	34	34
22	22	36	36
24	24	38	38

84-#Wedge	SD	D	W
20	20	34	50
22	22	36	52
24	24	38	54

#20, db (down blend) Sofa Pillows.



**Duraloft Seat Construction**



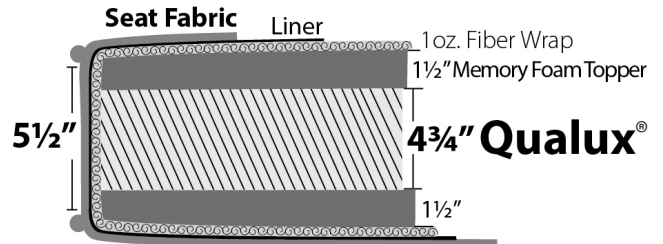
**Standard on:**  
**Madison**  
**Brighton**  
**Tight Back**  
**Highland Park\***

\*Note: Highland Park uses 4 3/4" Qualux®.  
 Between welts is 4 3/4" - same as others.

**Firm Seat Option**

Construction same as standard, except  
 Qualux® polyfoam is firmer.

**Plush Seat Option Construction**



**Plush Seat Features**

- Finished seat is thicker than Standard
- Memory foam creates softer luxurious sit


Plush Seat Option available only on:

**Madison**  
**Brighton**  
**Tight Back**  
**Highland Park\***


\*Note: Highland Park uses 4 1/4" Qualux®.  
 Between welts is 5 1/2" - same as others.

See price list for Plush Seat Option price.

**Finishes**

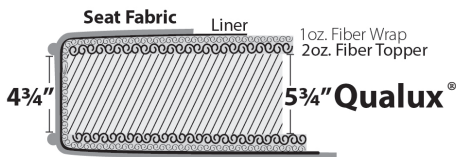


**Nail Head**



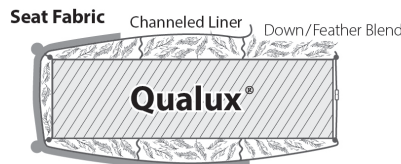
**Cushions**

**Standard / Firm**



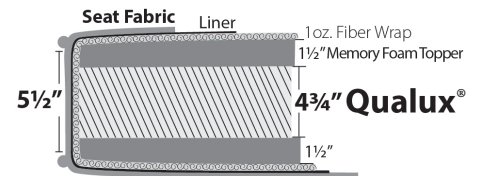
Note: Highland Park uses 4 3/4" Qualux®.  
Between welts is 4 3/4" - same as others.

**Down**



**Plush**

For Brighton, Highland Park, Madison  
and Tight Back Custom Collections only.



Note: Highland park uses 4 1/4" Qualux®.  
Between welts is 5 1/2" - same as others.

**Welt or Double Needle**

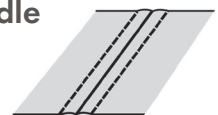
**Self Welt**



**Contrast Welt**




**Double Needle**




**Arm Pillows**

(sold by pair)




#13

14" x 14"



#20

17" x 17"



#23

20" x 20"

**Kidney Pillows**

(sold as singles)




#8

8" x 16"



#10

11" x 19"



#4

11" x 25"