



Highland Park Custom Sectional

Series 44



Your design. Our craftsmanship.
The best choices are yours:
Back • Arm • Width • Depth • Base

Proudly Made with Care in the U.S.A. since 1899

Highland Park Series 44

Based on 23.5" cushion width.

Popular layouts

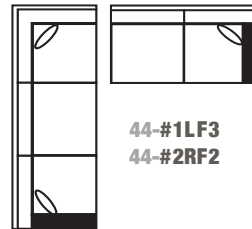
88 x 88 approx.

44-A *



44-#1RF3
44-#2LF2

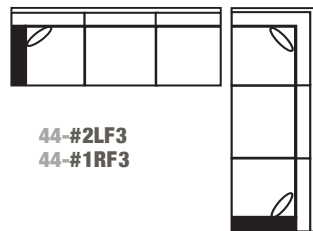
*** 44-B**



44-#1LF3
44-#2RF2


88 x 112 approx.

44-C *



44-#2LF3
44-#1RF3

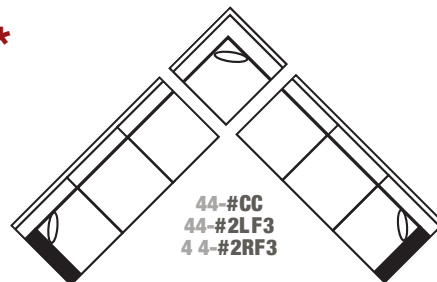
*** 44-D**



44-#2RF3
44-#1LF3

112 x 112 approx.

44-E *



44-#CC
44-#2LF3
44-#2RF3

* Chaise with rectangular cushion and movable ottoman base available

Highland Park Sectionals Order Form

SAMPLE ORDER: **1** 44 ABT **2** FS **3** #1RF3 **4** - 22 - **5** PFS

Dealer Name _____ ITEM #1 _____

Customer Name _____ ITEM #2 _____

Notes _____

1 Back

Loose Box Tee

LBT




Attached Box Tee

ABT



Loose Box Straight

LBS



Attached Box Straight

ABS



Loose Knife Straight

LKS



Loose Knife Tee

LKT



2 Arm

Full Sock

FS



Urban Taper

UT



Track Arm

TA



Metro Round

MR



Rising Track

RT



Rising Round

RR



3 Frame Size

For dimensional data please see back side. (For related sofas and chairs see **Highland Park Sofa** order form)

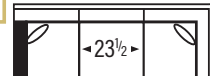
KEY:

Corner:

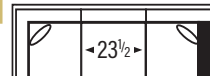


Arm with Corner (#1)

44-#1LF3 *



44-#1RF3 *



Armless

44-#A3



44-#A2



44-#A1



Arm:

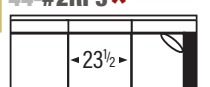


Arm only (#2)

44-#2LF3 *



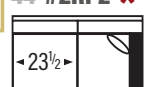
44-#2RF3 *



44-#2LF2 *



44-#2RF2 *



44-#2LF1 *



44-#2RF1 *



#20.db Sofa Pillows:

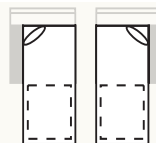


Corner Chair

44-#CC



*** Chaise with rectangular cushion and movable base available at extra charge.**



4 Seat Depth

20"

Short



22"

Standard



24"

Deep



5 Base

PFS

Pyramid Foot Small
3"



HSP

Highland Spool
6"



SQ6

Square Tapered Leg
6"



MT6

Metro Trim
6"



MT6 base option available at extra charge.

Seat height is 19 inches for all base treatments.

6 Base Finish

Light Pioneer

Pioneer

Dark Pine

Jet

Antique Cherry

Java

Stone

Available at extra charge:

Double Needle Stitching

Applied to seat cushion, back pillows, #20.db pillows, TA, RT arms.

*** Chaise with Movable Base** substitute the long chaise cushion and movable ottoman base for a seat cushion specify: **44-#2LF1X, 44-#2RF1X, 44-#2LF2X, 44-#2RF2X, 44-#2LF3X, 44-#2RF3X, 44-#1LF3X, 44-#1RF3X** (all 23 1/2" wide).



28"

Highland Park

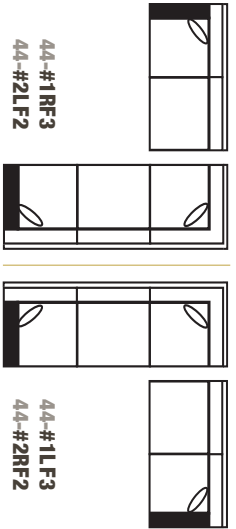
Series 44

Based on 23 1/2" cushion width.

Popular layouts

For exact dimensions, choose
Seat Depth:
SD 20, 22 or 24
and Arm,
then see chart.

88 x 88 approx.



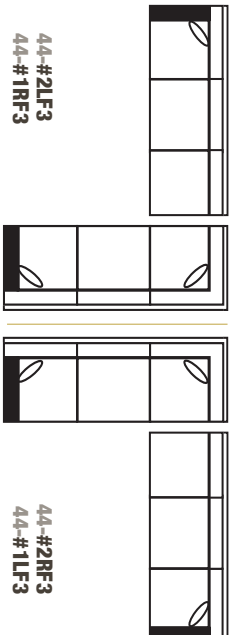
44-#1RF3
44-#2LF2



44-#1LF3
44-#2RF2



88 x 112 approx.



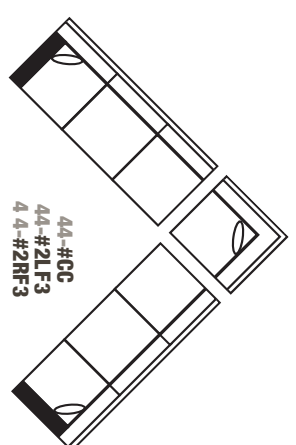
44-#2LF3
44-#1RF3



44-#2RF3
44-#1LF3

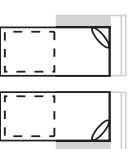


112 x 112 approx.



44-#CC
44-#2LF3
44-#2RF3

*Chaise with rectangular cushion and movable base available at extra charge.



ARM	SD 20	SD 22	SD 24	ARM	SD 20	SD 22	SD 24	ARM	SD 20	SD 22	SD 24
FS	86 x 86	88 x 88	90 x 90	FS	109 1/2 x 86	111 1/2 x 88	113 1/2 x 90	FS	110 x 110	112 x 112	114 x 114
UT	86 x 86	88 x 88	90 x 90	UT	109 1/2 x 86	111 1/2 x 88	113 1/2 x 90	UT	110 x 110	112 x 112	114 x 114
TA	84 x 84	86 x 86	88 x 88	TA	107 1/2 x 84	109 1/2 x 86	111 1/2 x 88	TA	107 x 107	109 x 109	111 x 111
MR	85 x 85	87 x 87	89 x 89	MR	108 1/2 x 85	110 1/2 x 87	112 1/2 x 89	MR	108 x 108	110 x 110	112 x 112
RT	86 x 86	88 x 88	90 x 90	RT	109 1/2 x 86	111 1/2 x 88	113 1/2 x 90	RT	109 x 109	111 x 111	113 x 113
RR	87 x 87	89 x 89	91 x 91	RR	110 1/2 x 87	112 1/2 x 89	114 1/2 x 91	RR	110 x 110	112 x 112	114 x 114

Design Your Own

For related sofas and chairs see Highland Park Sofas and Chairs order form.
KEY: For related sofas and chairs see Highland Park Sofas and Chairs order form.

Left Arm Facing	Right Arm Facing	Full Sock	Urban Taper	Track Arm	Metro Round	Rising Track	Rising Round	Armless
<p>44-#1LF3 Arm with Corner</p>	<p>44-#1RF3</p>	<p>SD D W</p> <p>20 33 86 22 35 88 24 37 90</p>	<p>SD D W</p> <p>20 33 86 22 35 88 24 37 90</p>	<p>SD D W</p> <p>20 33 84 22 35 86 24 37 88</p>	<p>SD D W</p> <p>20 33 85 22 35 87 24 37 89</p>	<p>SD D W</p> <p>20 35 86 22 37 88 24 39 90</p>	<p>SD D W</p> <p>20 35 87 22 37 89 24 39 91</p>	<p>44-#A3</p> <p>SD W</p> <p>20 70 1/2 22 70 1/2 24 70 1/2</p>
<p>44-#2LF3</p>	<p>44-#2RF3</p>	<p>SD D W</p> <p>20 33 77 22 35 77 24 37 77</p>	<p>SD D W</p> <p>20 33 77 22 35 77 24 37 77</p>	<p>SD D W</p> <p>20 33 74 22 35 74 24 37 74</p>	<p>SD D W</p> <p>20 33 75 22 35 75 24 37 75</p>	<p>SD D W</p> <p>20 35 74 22 37 74 24 39 74</p>	<p>SD D W</p> <p>20 35 75 22 37 75 24 39 75</p>	<p>44-#A2</p> <p>SD W</p> <p>20 47 22 47 24 47</p>
<p>44-#2LF2</p>	<p>44-#2RF2</p>	<p>SD D W</p> <p>20 33 53 22 35 53 24 37 53</p>	<p>SD D W</p> <p>20 33 53 22 35 53 24 37 53</p>	<p>SD D W</p> <p>20 33 51 22 35 51 24 37 51</p>	<p>SD D W</p> <p>20 33 52 22 35 52 24 37 52</p>	<p>SD D W</p> <p>20 35 51 22 37 51 24 39 51</p>	<p>SD D W</p> <p>20 35 52 22 37 52 24 39 52</p>	<p>44-#A1</p> <p>SD W</p> <p>20 23 1/2 22 23 1/2 24 23 1/2</p>
<p>44-#2LF1</p>	<p>44-#2RF1</p>	<p>SD D W</p> <p>20 33 30 22 35 30 24 37 30</p>	<p>SD D W</p> <p>20 33 30 22 35 30 24 37 30</p>	<p>SD D W</p> <p>20 33 28 22 35 28 24 37 28</p>	<p>SD D W</p> <p>20 33 29 22 35 29 24 37 29</p>	<p>SD D W</p> <p>20 35 28 22 37 28 24 39 28</p>	<p>SD D W</p> <p>20 35 29 22 37 29 24 39 29</p>	<p>44-#CC Corner (FS, TA, MR, UT)</p> <p>SD D</p> <p>20 33 22 35 24 37</p>
<p>44-#2LF1</p>	<p>44-#2RF1</p>	<p>SD D W</p> <p>20 33 30 22 35 30 24 37 30</p>	<p>SD D W</p> <p>20 33 30 22 35 30 24 37 30</p>	<p>SD D W</p> <p>20 33 28 22 35 28 24 37 28</p>	<p>SD D W</p> <p>20 33 29 22 35 29 24 37 29</p>	<p>SD D W</p> <p>20 35 28 22 37 28 24 39 28</p>	<p>SD D W</p> <p>20 35 29 22 37 29 24 39 29</p>	<p>SD D</p> <p>20 33 22 35 24 37</p>



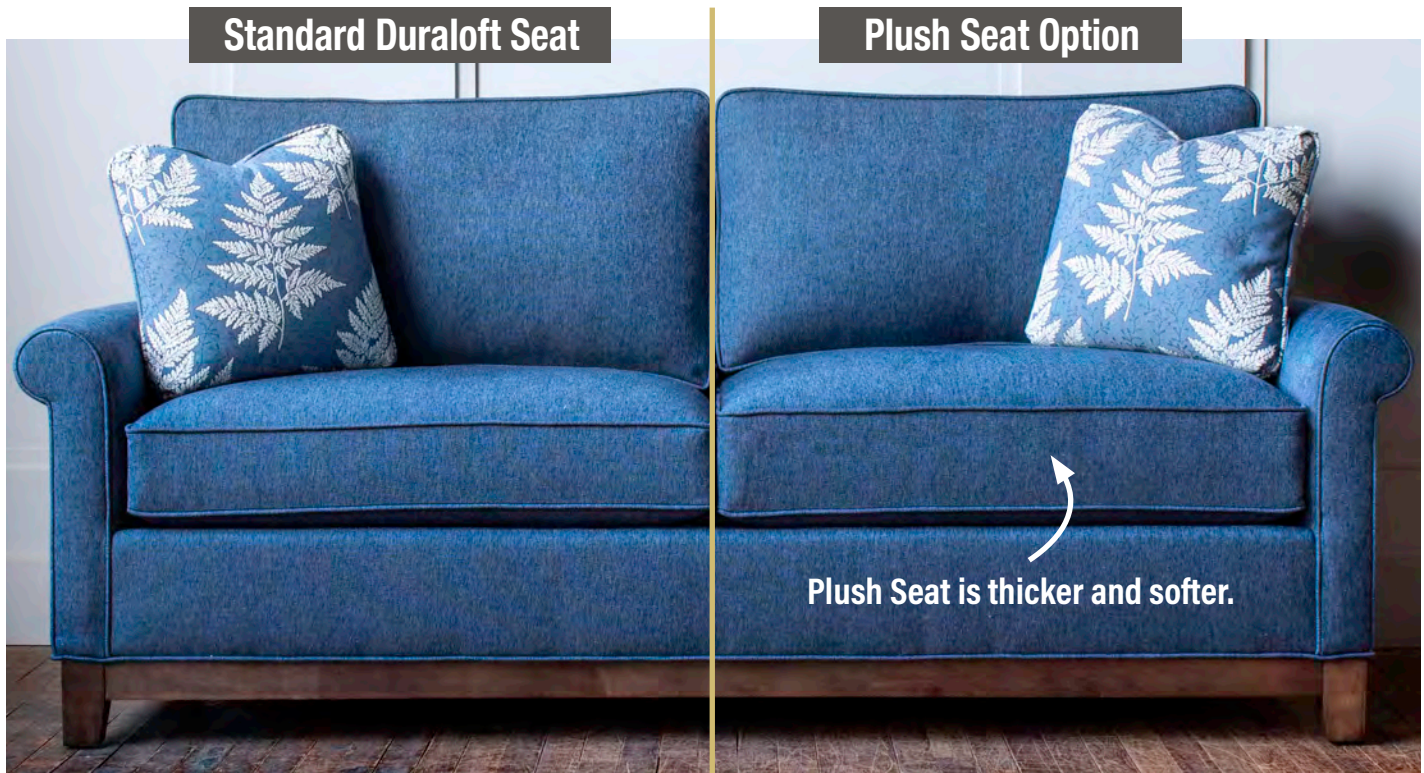
Corner:



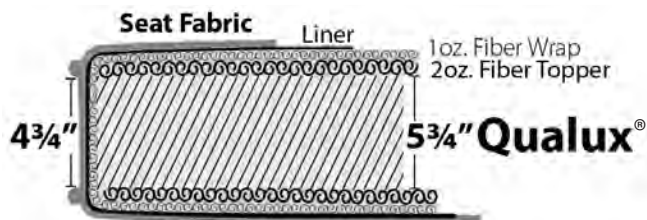
Arm:



#20,db Sofa Pillows:



Duraloft Seat Construction



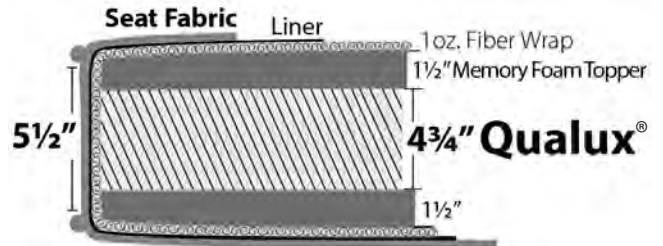
Standard on:
Madison
Brighton
Tight Back
Highland Park*

*Note: Highland Park uses 4 3/4" Qualux®.
Between welts is 4 3/4" - same as others.

Firm Seat Option

Construction same as standard, except Qualux® polyfoam is firmer.

Plush Seat Option Construction



Plush Seat Features

- Finished seat is thicker than Standard
- Memory foam creates softer luxurious sit


Plush Seat Option available only on:

**Madison
Brighton
Tight Back
Highland Park***


*Note: Highland Park uses 4 1/4" Qualux®.
Between welts is 5 1/2" - same as others.

See price list for Plush Seat Option price.

Finishes

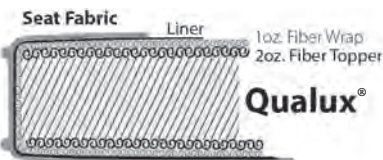


Nail Head



Cushions

Standard / Firm

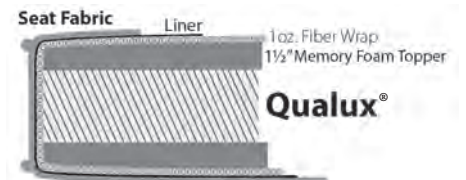


Down



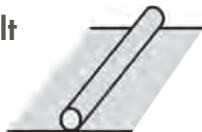
Plush

For Brighton, Highland Park, Madison and Tight Back Custom Collections only.



Welt or Double Needle

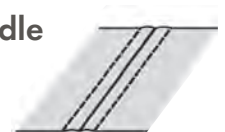
Self Welt



Contrast Welt



Double Needle



Arm Pillows

(sold by pair)



#13

14" x 14"



#20

17" x 17"



#23

20" x 20"

Kidney Pillows

(sold as singles)



#8

8" x 16"



#10

11" x 19"



#4

11" x 25"