




Madison Custom Sectional

Series 74

Based on 23" cushion width.



Your design. Our craftsmanship.

The best choices are yours:

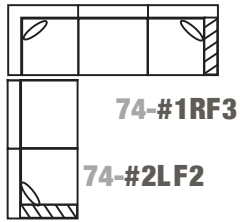
Back • Arm • Width • Depth • Base

Proudly Made with Care in the U.S.A. since 1899

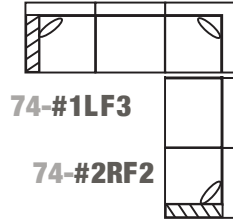
Popular layouts

90 x 90 approx.

74-A *

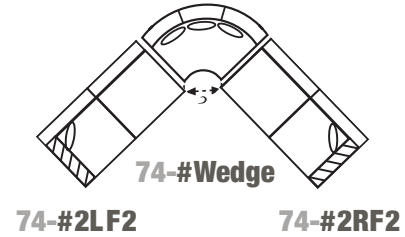


*** 74-B**




106 x 106 approx.

74-F *

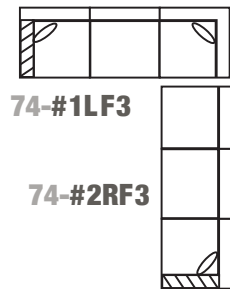


113 x 90 approx.

74-C *

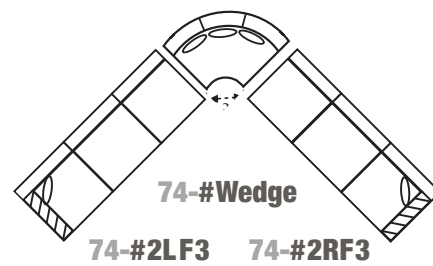


*** 74-D**



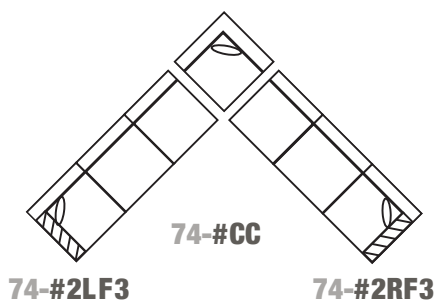
129 x 129 approx.

74-G *



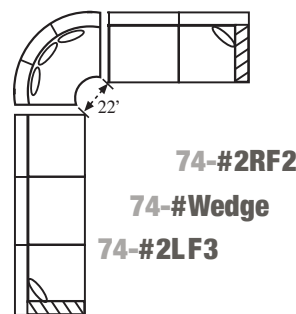
113 x 113 approx.

74-E *

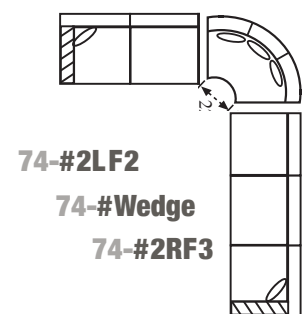


129 x 106 approx.

74-H *



*** 74-I**



* Chaise with rectangular cushion and movable ottoman base available

HF Madison Sectional - Series 74 - Order Form

Based on 23" cushion width

SAMPLE ORDER: **1** 74H **2** L **3** BT **4** FS - **5** #1LF3 **6** 22 - **7** ML

Dealer Name _____ ITEM #1 _____

Customer Name _____ ITEM #2 _____

Notes _____

1 Back Height **74** Standard **74H** High Back (BT and BS only)
High Back option adds 3" to overall height:



2 Attachment **L** Loose **A** Attached

3 Style **KN** Knife Edge (unavailable as 74H) **BT** Box Tee **BS** Box Straight

4 Arm **TA** Track Arm 4 1/2" track **FS** Full Sock

SC Scoop

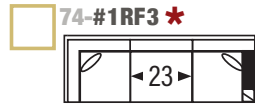
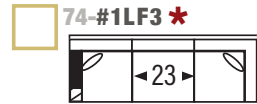
5 Frame Sizes (For dimensional data please see back side of this form. For related sofas and chairs see **Madison Sofa** order form.)

KEY: _____

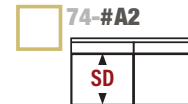
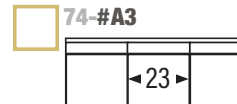
Corner:



Arm with Corner (#1)



Armless



Arm:



Arm only (#2)



#20.db Sofa Pillows:



*** Chaise with rectangular cushion and movable base available at extra charge.**



6 Seat Depth **20"** Short **22"** Standard **24"** Deep



7 Base **RB** Round Bun 2 1/2" **PFL** Pyramid Foot Large 3" **BA** Bun Apple 3" **DB** Double Bun 3" **HS5** Highland Spool 5" **SP** Spool 5" **LSP** London Spool 5" **ML** Metro Leg 5" **DS** Dress Maker Skirt 9" **MT5** Metro Trim 5"



MT5 base option available at extra charge. Seat height is 19 inches for all base treatments.

8 Base Finish Light Pioneer Pioneer Dark Pine Jet Antique Cherry Java Stone

Available at extra charge: **Double Needle Stitching**
Applied to seat cushion, back pillows, #20.db (down blend) pillows, TA arm

*** Chaise with Movable Base**
To substitute the rectangular chaise cushion and movable ottoman base for a seat cushion specify: **74-#2LF3X, 74-#2RF3X, 74-#2LF2X, 74-#2RF2X, #2LF1X, #2RF1X** (all 23" wide).

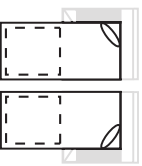
Madison Series 74

Based on 23" cushion width.

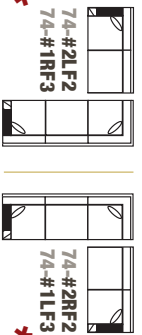
Popular layouts

For exact dimensions, choose **Seat Depth: SD 20, 22 or 24** and **Arm, and Arm,** then see chart.

*Chaise with rectangular cushion and movable base available at extra charge.

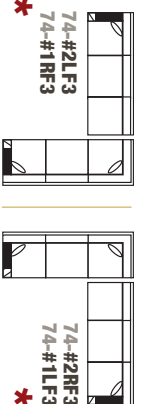


90 x 90 approx.



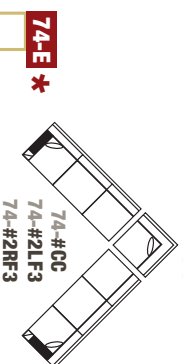
74-A *				
ARM	SD 20	SD 22	SD 24	
TA	85 x 85	87 x 87	89 x 89	
FS	88 x 88	90 x 90	92 x 92	
SC	87 x 87	89 x 89	91 x 91	

113 x 90 approx.



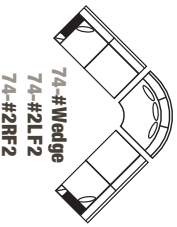
74-C *				
ARM	SD 20	SD 22	SD 24	
TA	108 x 85	110 x 87	112 x 89	
FS	111 x 88	113 x 90	115 x 92	
SC	110 x 87	112 x 89	114 x 91	

113 x 113 approx.



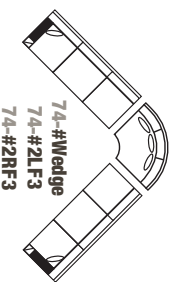
74-E *				
ARM	SD 20	SD 22	SD 24	
TA	108 x 108	110 x 110	112 x 112	
FS	111 x 111	113 x 113	115 x 115	
SC	110 x 110	112 x 112	114 x 114	

106 x 106 approx.



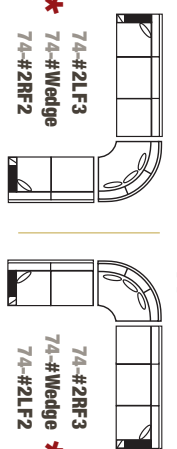
74-F *				
ARM	SD 20	SD 22	SD 24	
TA	101 x 101	103 x 103	105 x 105	
FS	104 x 104	106 x 106	108 x 108	
SC	103 x 103	105 x 105	107 x 107	

129 x 129 approx.



74-G *				
ARM	SD 20	SD 22	SD 24	
TA	124 x 124	126 x 126	128 x 128	
FS	127 x 127	129 x 129	131 x 131	
SC	126 x 126	128 x 128	130 x 130	

129 x 106 approx.



74-H *				
ARM	SD 20	SD 22	SD 24	
TA	124 x 101	126 x 103	128 x 105	
FS	127 x 104	129 x 106	131 x 108	
SC	126 x 103	128 x 105	130 x 107	

Design Your Own Layout

KEY:
For related sofas and chairs see Madison Sofas and Chairs order form.



Corner:

Arm:



#20.db Sofa Pillows:



Left Arm Facing

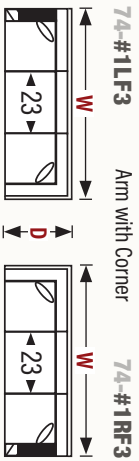
Right Arm Facing

Track Arm

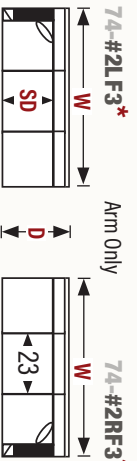
Full Sock

Scoop

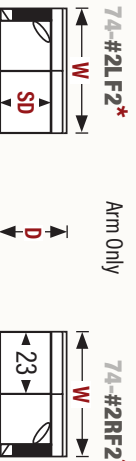
Armless



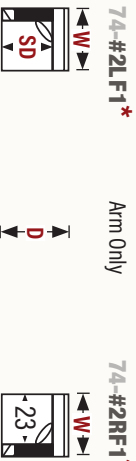
74-#1LF3	Arm with Corner	74-#1RF3					
SD	20	SD	20	D	33	W	85
D	33	D	33	D	33	D	33
W	85	W	88	W	88	W	87
23	22	23	22	23	22	23	22
23	35	23	35	23	35	23	35
87	89	87	90	87	89	87	89



74-#2LF3*	Arm Only	74-#2RF3*					
SD	20	SD	20	D	33	W	75
D	33	D	33	D	33	D	33
W	75	W	78	W	78	W	77
23	22	23	22	23	22	23	22
23	35	23	35	23	35	23	35
75	77	75	77	75	77	75	77



74-#2LF2*	Arm Only	74-#2RF2*					
SD	20	SD	20	D	33	W	52
D	33	D	33	D	33	D	33
W	52	W	55	W	55	W	54
23	22	23	22	23	22	23	22
23	35	23	35	23	35	23	35
52	54	52	54	52	54	52	54



74-#2LF1*	Arm Only	74-#2RF1*					
SD	20	SD	20	D	33	W	29
D	33	D	33	D	33	D	31
W	29	W	32	W	32	W	31
23	22	23	22	23	22	23	22
23	35	23	35	23	35	23	31
29	29	29	32	29	31	29	31

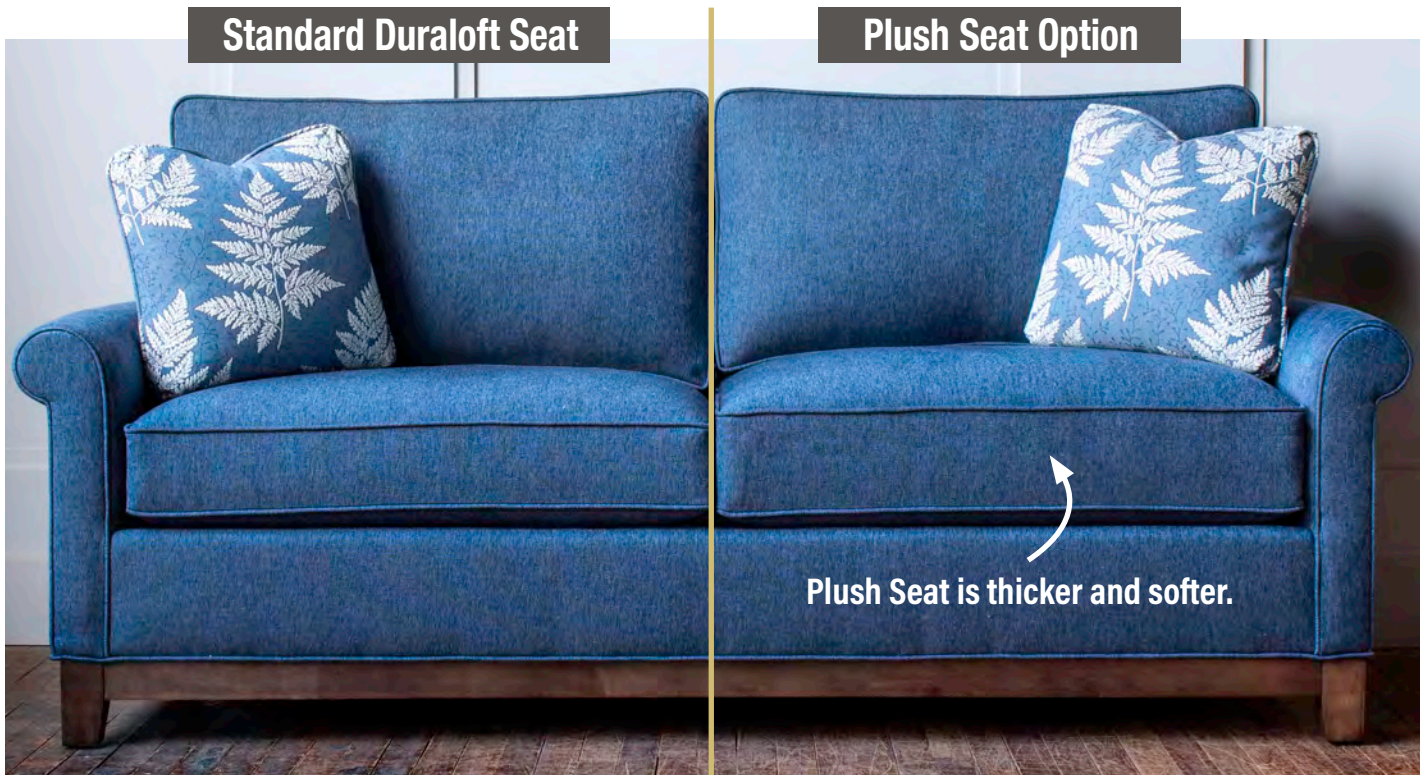
74-#A3					
SD	20	D	33	W	69
D	33	D	33	D	33
W	69	W	69	W	69
23	22	23	22	23	22
23	35	23	35	23	35
69	69	69	69	69	69

74-#A2					
SD	20	D	33	W	46
D	33	D	33	D	33
W	46	W	46	W	46
23	22	23	22	23	22
23	35	23	35	23	35
46	46	46	46	46	46

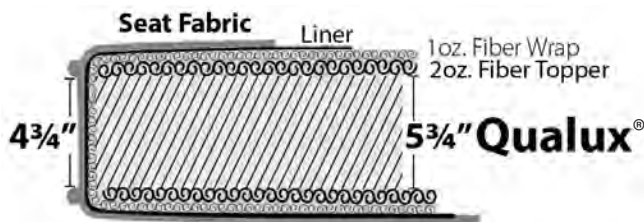
74-#A1					
SD	20	D	33	W	23
D	33	D	33	D	33
W	23	W	23	W	23
23	22	23	22	23	22
23	35	23	35	23	35
23	23	23	23	23	23

74-#CC Corner					
SD	20	D	33	W	33
D	33	D	33	D	33
W	33	W	33	W	33
23	22	23	22	23	22
23	35	23	35	23	35
33	35	33	35	33	35

74-#Wedge					
SD	20	D	33	W	49
D	33	D	33	D	33
W	49	W	49	W	49
23	22	23	22	23	22
23	35	23	35	23	35
49	51	49	51	49	51



Duraloft Seat Construction



Standard on:

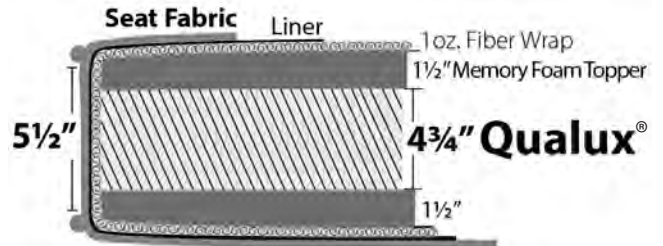
- Madison**
- Brighton**
- Tight Back**
- Highland Park***

*Note: Highland Park uses 4 3/4" Qualux®. Between welts is 4 3/4" - same as others.

Firm Seat Option

Construction same as standard, except Qualux® polyfoam is firmer.

Plush Seat Option Construction



Plush Seat Features

- Finished seat is thicker than Standard
- Memory foam creates softer luxurious sit


Plush Seat Option available only on:

- Madison**
- Brighton**
- Tight Back**
- Highland Park***


*Note: Highland Park uses 4 1/4" Qualux®. Between welts is 5 1/2" - same as others.

See price list for Plush Seat Option price.

Finishes

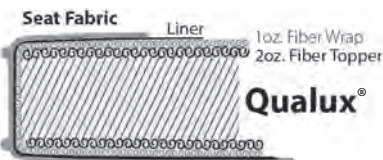


Nail Head




Cushions

Standard / Firm

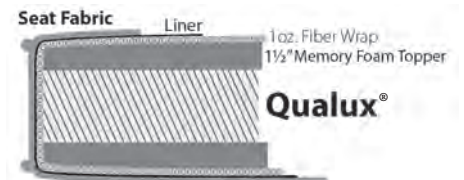


Down



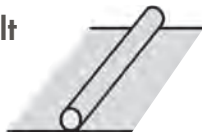
Plush

For Brighton, Highland Park, Madison and Tight Back Custom Collections only.




Welt or Double Needle

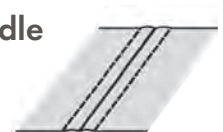
Self Welt



Contrast Welt



Double Needle



Arm Pillows

(sold by pair)



#13

14" x 14"



#20

17" x 17"



#23

20" x 20"

Kidney Pillows

(sold as singles)



#8

8" x 16"



#10

11" x 19"



#4

11" x 25"