



Brighton Custom Sectional

Series 82

Based on 27" cushion width.



Your design. Our craftsmanship.

The best choices are yours:

Back/Arm • Width • Depth • Base

Proudly Made with Care in the U.S.A. since 1899

Popular layouts

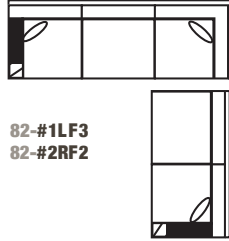
95 x 95 approx.

82-A *



82-#1RF3
82-#2LF2

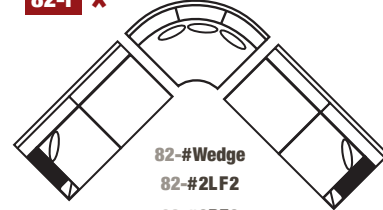
*** 82-B**



82-#1LF3
82-#2RF2

111 x 111 approx.

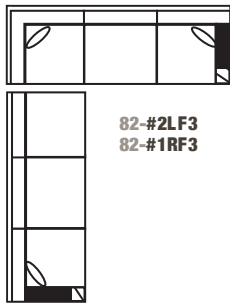
82-F *



82-#Wedge
82-#2LF2
82-#2RF2

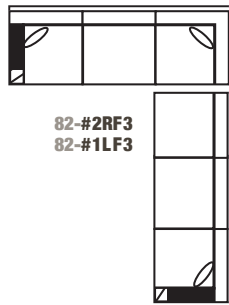
122 x 95 approx.

82-C *



82-#2LF3
82-#1RF3

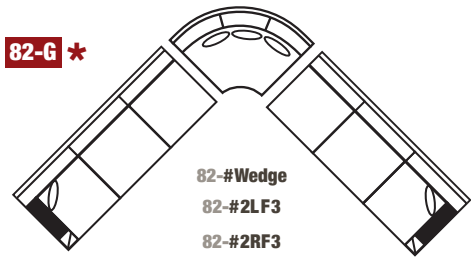
*** 82-D**



82-#2RF3
82-#1LF3

138 x 138 approx.

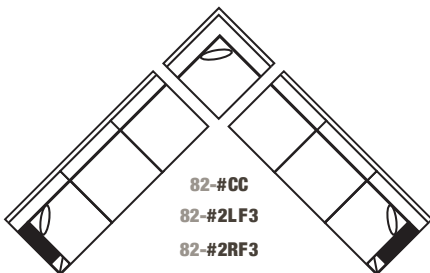
82-G *



82-#Wedge
82-#2LF3
82-#2RF3

82-E *

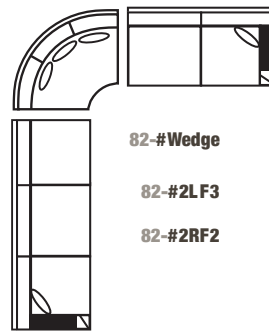
122 x 122 approx.



82-#CC
82-#2LF3
82-#2RF3

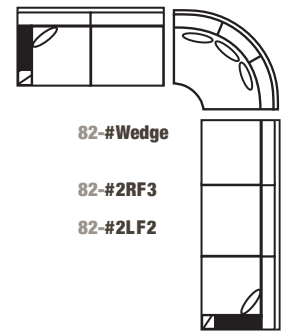
138 x 111 approx.

82-H *



82-#Wedge
82-#2LF3
82-#2RF2

*** 82-I**



82-#Wedge
82-#2RF3
82-#2LF2

*** Chaise with movable base available**

Chaise package substitutes the long chaise cushion and movable ottoman base for a seat cushion. Available: ***Chaise X**, (27" cushion width).
TT, ST, US and FS arms with chaise come with rectangular chaise cushion. **TT** arm with chaise comes with a Tee chaise cushion.

H Brighton Sectional - Series 82 - Order Form

Based on 27" cushion width.


SAMPLE ORDER: **1** 82H **2** BCUS - **3** #2LF2 **4** 22 - **5** SQ5

Dealer Name _____ ITEM #1 _____

Customer Name _____ ITEM #2 _____

Notes _____

1 Back Height 82 Standard 82H High Back
High Back option adds 3" to overall height:



2 Back/Arm

<input type="checkbox"/> BSTA Box Straight / Track Arm 3" track 	<input type="checkbox"/> BSTT Box Straight / Track Tee 4 1/2" track 	<input type="checkbox"/> BSST Box Straight / Sloping Track 3" track 	<input type="checkbox"/> BCUS Box Curve / Urban Scoop 	<input type="checkbox"/> BCFS Box Curve / Full Sock
<input type="checkbox"/> BSTA.b w/buttons* 	<input type="checkbox"/> BSTT.b w/buttons* 	<input type="checkbox"/> BSST.b w/buttons* 	<input type="checkbox"/> BCUS.b w/buttons* 	<input type="checkbox"/> BCFS.b w/buttons*

*When buttons are specified, the layout is as shown. Adding buttons results in a firmer back cushion and a slight increase in seat depth.

3 Frame Sizes (For dimensional data please see back side of this form. For related sofas and chairs see Brighton Sofa order form.)

KEY:
Corner: Arm: #20, db (down blend) Sofa Pillows:

* Chaise with movable base available at extra charge.
TA, ST, US and FS arms with chaise come with rectangular chaise cushion, shown below left. TT arm with chaise comes with a Tee chaise cushion, shown below right.

Arm with Corner (#1) <input type="checkbox"/> 82-#1LF3* 	Arm only (#2) <input type="checkbox"/> 82-#2LF1* 	<input type="checkbox"/> 82-#2LF2* 	<input type="checkbox"/> 82-#2LF3*
<input type="checkbox"/> 82-#1RF3* 	<input type="checkbox"/> 82-#2RF1* 	<input type="checkbox"/> 82-#2RF2* 	<input type="checkbox"/> 82-#2RF3*
Armless <input type="checkbox"/> 82-#A1 	<input type="checkbox"/> 82-#A2 	<input type="checkbox"/> 82-#A3 	Corner Chair <input type="checkbox"/> 82-#CC
			Wedge <input type="checkbox"/> 82-#Wedge

4 Seat Depth

<input type="checkbox"/> 20" Short 	<input type="checkbox"/> 22" Standard 	<input type="checkbox"/> 24" Deep
--	---	---------------------------------------

5 Base

<input type="checkbox"/> HS5 Highland Spool 5" 	<input type="checkbox"/> P5 Pyramid Foot 5" 	<input type="checkbox"/> SQ5 Square Tapered Leg 5" 	<input type="checkbox"/> MT5 Metro Trim 5" 	<input type="checkbox"/> RM5 Round Metal Leg 5"
---	--	---	---	--

MT5 and RM5 base options available at extra charge.
Seat height is 19 inches for all base treatments.

6 Base Finish Light Pioneer Pioneer Dark Pine Jet Antique Cherry Java Stone

Available at extra charge:
82-Sect-08-2018

Double Needle Stitching
Applied to seat cushion, back pillows, #20.db pillows, TT, TA, ST arms.

*** Chaise with Movable Base**
To substitute the long chaise cushion and movable ottoman base for a seat cushion specify:
82-#2LF1X, 82-#2RF1X, 82-#2LF2X, 82-#2RF2X, 82-#2LF3X, 82-#2RF3X (all 27" wide).



Brighton Series 82

Based on 27" cushion width.

Popular layouts

For exact dimensions, choose Seat Depth: SD 20, 22 or 24 and Arm, then see chart.

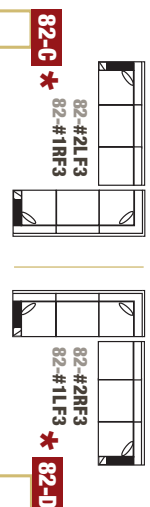
*Chaise with movable base available.

TA, ST, US and FS arms with chaise come with rectangular chaise cushion, shown below left. TT arm with chaise comes with a T-tee chaise cushion, shown below right.



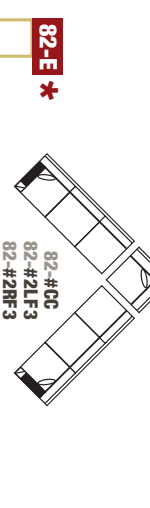
95 x 95 approx.

ARM	SD 20	SD 22	SD 24
TA	93 x 93	95 x 95	97 x 97
TT	94 x 94	96 x 96	98 x 98
ST	93 x 93	95 x 95	97 x 97
US	92½ x 92½	94½ x 94½	96½ x 96½
FS	94½ x 94½	96½ x 96½	98½ x 98½



122 x 95 approx.

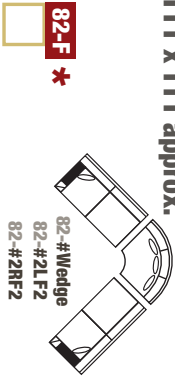
ARM	SD 20	SD 22	SD 24
TA	120 x 93	122 x 95	124 x 97
TT	121 x 94	123 x 96	125 x 98
ST	120 x 93	122 x 95	124 x 97
US	119½ x 92½	121½ x 94½	123½ x 96½
FS	121½ x 94½	123½ x 96½	125½ x 98½



122 x 122 approx.

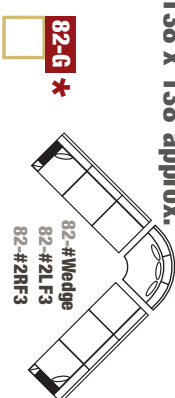
ARM	SD 20	SD 22	SD 24
TA	120 x 120	122 x 122	124 x 124
TT	121 x 121	123 x 123	125 x 125
ST	120 x 120	122 x 122	124 x 124
US	119½ x 119½	121½ x 121½	123½ x 123½
FS	121½ x 121½	123½ x 123½	125½ x 125½

111 x 111 approx.



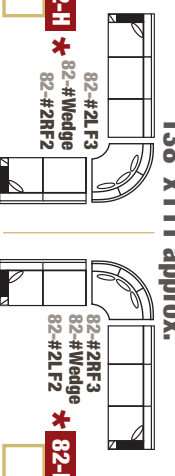
ARM	SD 20	SD 22	SD 24
TA	109 x 109	111 x 111	113 x 113
TT	110 x 110	112 x 112	114 x 114
ST	109 x 109	111 x 111	113 x 113
US	108½ x 108½	110½ x 110½	112½ x 112½
FS	110½ x 110½	112½ x 112½	114½ x 114½

138 x 138 approx.



ARM	SD 20	SD 22	SD 24
TA	136 x 136	138 x 138	140 x 140
TT	137 x 137	139 x 139	141 x 141
ST	136 x 136	138 x 138	140 x 140
US	135½ x 135½	137½ x 137½	139½ x 139½
FS	137½ x 137½	139½ x 139½	141½ x 141½

138 x 111 approx.



ARM	SD 20	SD 22	SD 24
TA	136 x 109	138 x 111	140 x 113
TT	137 x 110	139 x 112	141 x 114
ST	136 x 109	138 x 111	140 x 113
US	135½ x 108½	137½ x 110½	139½ x 112½
FS	137½ x 110½	139½ x 112½	141½ x 114½

Design Your Own Layout

For related sofas and chairs see Brighton Sofas and Chairs order form.

KEY:

Corner:
Arm:
#20, db (down blend) Sofa Pillows:



Arm:



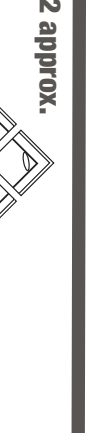
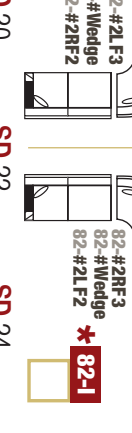
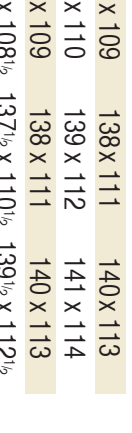
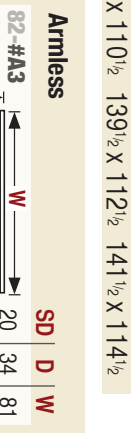
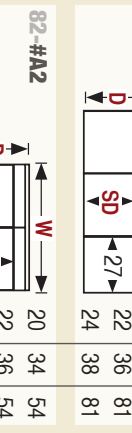
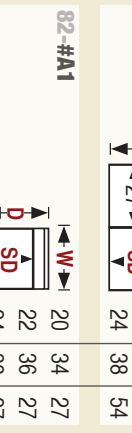
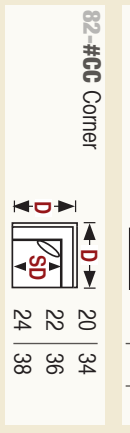
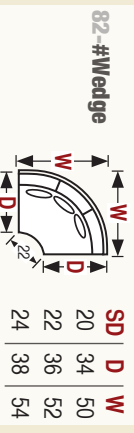
#20, db (down blend) Sofa Pillows:




Left Arm Facing		Right Arm Facing		Track Arm	
82-#1LF3	Arm with Corner	82-#1RF3	SD	D	W
20	34	93	20	34	94
22	36	95	22	36	96
24	38	97	24	38	98
82-#2LF3	Arm Only	82-#2RF3	SD	D	W
20	34	86	20	34	87
22	36	88	22	36	87
24	38	86	24	38	87
82-#2LF2	Arm Only	82-#2RF2	SD	D	W
20	34	59	20	34	60
22	36	59	22	36	60
24	38	59	24	38	60
82-#2LF1	Arm Only	82-#2RF1	SD	D	W
20	34	32	20	34	33
22	36	32	22	36	33
24	38	32	24	38	33

Track Tee		Sloping Track		Urban Scoop	
SD	D	W	SD	D	W
20	34	94	20	34	93
22	36	96	22	36	95
24	38	98	24	38	97
SD	D	W	SD	D	W
20	34	87	20	34	86
22	36	87	22	36	86
24	38	87	24	38	86
SD	D	W	SD	D	W
20	34	60	20	34	59
22	36	60	22	36	59
24	38	60	24	38	59
SD	D	W	SD	D	W
20	34	33	20	34	32
22	36	33	22	36	32
24	38	33	24	38	32


Full Sock		Armless			
SD	D	W	SD	D	W
20	34	94½	20	34	81
22	36	96½	22	36	81
24	38	98½	24	38	81
SD	D	W	SD	D	W
20	34	87½	20	34	54
22	36	87½	22	36	54
24	38	87½	24	38	54
SD	D	W	SD	D	W
20	34	60½	20	34	27
22	36	60½	22	36	27
24	38	60½	24	38	27
SD	D	W	SD	D	W
20	34	33½	20	34	50
22	36	33½	22	36	52
24	38	33½	24	38	54




Finishes




Antique Cherry




Dark Pine




Java




Jet



Light Pioneer

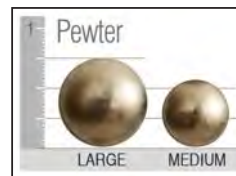




Pioneer

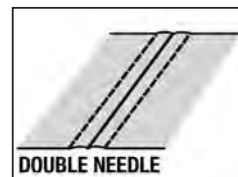
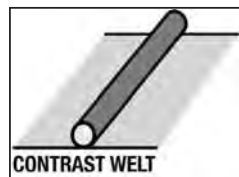
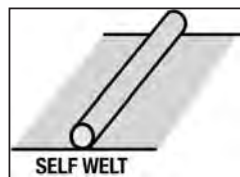


Stone

Nail Head trim



Welt or Double Needle



Arm Pillows (sold by pair)



#13 - 14" x 14"



#20 - 17" x 17"



#23 - 20" x 20"

Kidney Pillows (sold as singles)



#8 - 8" x 16"



#10 - 11" x 19"



#14 - 11" x 25"