



# Brighton Custom Sectional

## Series 84

Based on 40<sup>1/2</sup>" cushion width.



**Your design. Our craftsmanship.**

**The best choices are yours:**

**Back/Arm • Width • Depth • Base**

*Proudly Made with Care in the U.S.A. since 1899*

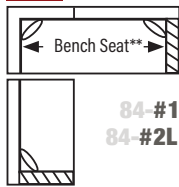
# Brighton Series 84

Based on 40.5" cushion width.

## Popular layouts

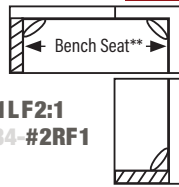
82x82 approx.

84-A



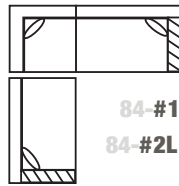
84-#1RF2:1  
84-#2LF1

84-B



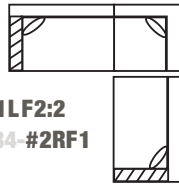
84-#1LF2:1  
84-#2RF1

84-C



84-#1RF2:2  
84-#2LF1

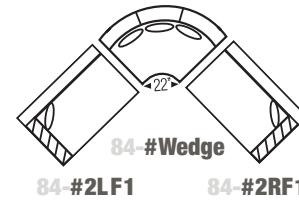
84-D



84-#1LF2:2  
84-#2RF1

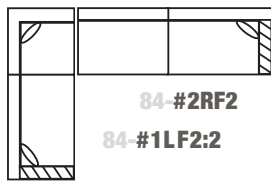
98 x 98 approx.

84-H



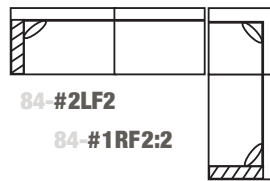
82 x 122 approx.

84-E \*



84-#2RF2  
84-#1LF2:2

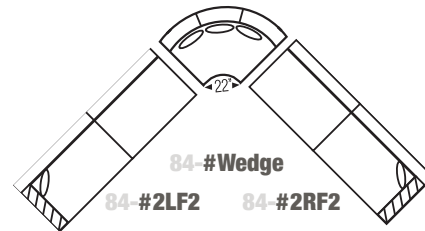
\* 84-F



84-#2LF2  
84-#1RF2:2

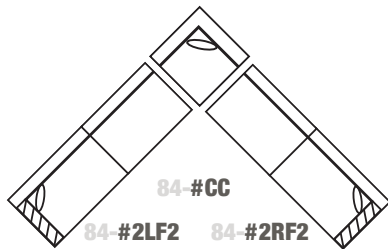
138 x 138 approx.

84-I \*



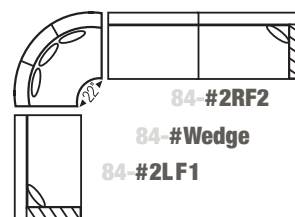
122 x 122 approx.

84-G \*

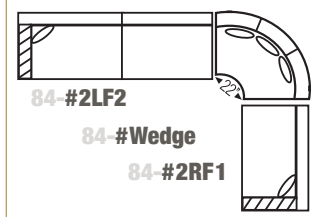


138 x 98 approx.

84-J \*



\* 84-K



### \* Chaise with movable base available

Chaise package substitutes the long chaise cushion and movable ottoman base for a seat cushion. Available: **\*Chaise XX**, (40.5" cushion width). **TT, ST, US** and **FS** arms with chaise come with rectangular chaise cushion. **TT** arm with chaise comes with a Tee chaise cushion.

# Brighton Sectional - Series 84 - Order Form

Based on 40 1/2" cushion width

SAMPLE ORDER: **1** 84H **2** BCFS - **3** #1LF3 **4** 24 - **5** SP

Dealer Name \_\_\_\_\_ ITEM #1 \_\_\_\_\_


Customer Name \_\_\_\_\_ ITEM #2 \_\_\_\_\_



Notes \_\_\_\_\_

## 1 Back Height

**84** Standard  **84H** High Back  
High Back option adds 3" to overall height:



## 2 Back/Arm

<p>Box Straight / Track Arm</p> <p><input type="checkbox"/> <b>BSTA</b></p> <p>3" track</p> <p><input type="checkbox"/> <b>BSTA.b</b> w/buttons*</p>	<p>Box Straight / Track Tee</p> <p><input type="checkbox"/> <b>BSTT</b></p> <p>4 1/2" track</p> <p><input type="checkbox"/> <b>BSTT.b</b> w/buttons*</p>	<p>Box Straight / Sloping Track</p> <p><input type="checkbox"/> <b>BSST</b></p> <p>3" track</p> <p><input type="checkbox"/> <b>BSST.b</b> w/buttons*</p>	<p>Box Curve / Urban Scoop</p> <p><input type="checkbox"/> <b>BCUS</b></p> <p><input type="checkbox"/> <b>BCUS.b</b> w/buttons*</p>	<p>Box Curve / Full Sock</p> <p><input type="checkbox"/> <b>BCFS</b></p> <p><input type="checkbox"/> <b>BCFS.b</b> w/buttons*</p>
--	--	--	---	---

\*When buttons are specified, the layout is as shown. Adding buttons results in a firmer back cushion and a slight increase in seat depth.



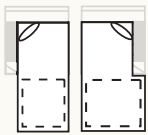
## 3 Frame Sizes

(For dimensional data please see back side of this form. For related sofas and chairs see Brighton Sofa order form.)

**KEY:**

Corner: Arm: #20 .db (down blend) Sofa Pillows:

\*Chaise with movable base available at extra charge. TA, ST, US and FS arms with chaise come with rectangular chaise cushion, shown below left. TT arm with chaise comes with a Tee chaise cushion, shown below right.



<p>Arm with Corner (#1)</p> <p><input type="checkbox"/> <b>84-#1LF2:2 *</b></p>	<p><input type="checkbox"/> <b>84-#1RF2:2 *</b></p>	<p><input type="checkbox"/> <b>84-#1LF2:1</b></p>	<p><input type="checkbox"/> <b>84-#1RF2:1</b></p>
<p>Arm only (#2)</p> <p><input type="checkbox"/> <b>84-#2LF1 *</b></p>	<p><input type="checkbox"/> <b>84-#2RF1 *</b></p>	<p><input type="checkbox"/> <b>84-#2LF2 *</b></p>	<p><input type="checkbox"/> <b>84-#2RF2 *</b></p>
<p>Armless</p> <p><input type="checkbox"/> <b>84-#A1</b></p>	<p><input type="checkbox"/> <b>84-#A2</b></p>	<p>Corner Chair</p> <p><input type="checkbox"/> <b>84-#CC</b></p>	<p>Wedge</p> <p><input type="checkbox"/> <b>84-#Wedge</b></p>

\*\* Bench seats in NRR fabrics will have seams aligned with back pillow breaks.

## 4 Seat Depth

**20"** Short  **22"** Standard  **24"** Deep



## 5 Base

<p><input type="checkbox"/> <b>HS5</b></p> <p>Highland Spool 5"</p>	<p><input type="checkbox"/> <b>P5</b></p> <p>Pyramid Foot 5"</p>	<p><input type="checkbox"/> <b>SQ5</b></p> <p>Square Tapered Leg 5"</p>	<p><input type="checkbox"/> <b>MT5</b></p> <p>Metro Trim 5"</p>	<p><input type="checkbox"/> <b>RM5</b></p> <p>Round Metal Leg 5"</p>
---	--	---	---	--

MT5 and RM5 base options available at extra charge.  
Seat height is 19 inches for all base treatments.

## 6 Base Finish

Light Pioneer  Pioneer  Dark Pine  Jet  Antique Cherry  Java  Stone

Available at extra charge:  
84-Sect-05-2023

**Double Needle Stitching**  
Applied to seat cushion, back pillows, #20.db pillows, TT, TA, ST arms.

**\* Chaise with Movable Base**  
To substitute the long chaise cushion and movable ottoman base for a seat cushion specify: **84-#2LF1XX, 84-#2RF1XX, 84-#2LF2XX, 84-#2RF2XX** (all 40 1/2" wide).  
The chaise cushion (only) may be cut NRR (non-railroaded) to eliminate seams.

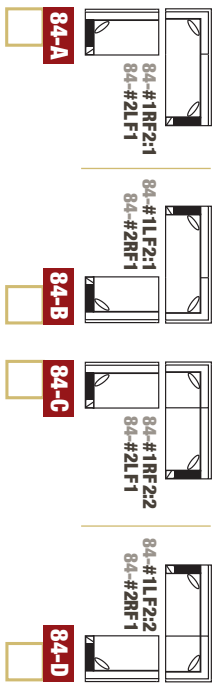


# Brighton Series 84

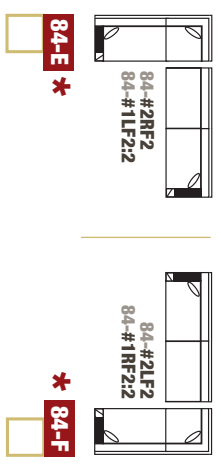
Based on 40 1/2" cushion width.  
Popular layouts

For exact dimensions, choose **Seat Depth: SD 20, 22** or **24** and **Arm**, then see chart.

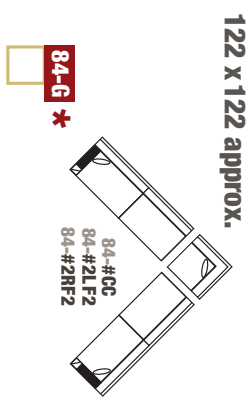
\*Chaise with movable base available. TA, ST, US and FS arms with chaise come with rectangular chaise cushion, shown below left. TT arm with chaise comes with a Tee chaise cushion, shown below right.



82 x 82 approx.



82 x 122 approx.



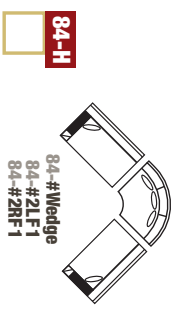
122 x 122 approx.

ARM	SD 20	SD 22	SD 24
TA	79 1/2 x 79 1/2	81 1/2 x 81 1/2	83 1/2 x 83 1/2
TT	80 1/2 x 80 1/2	82 1/2 x 82 1/2	84 1/2 x 84 1/2
ST	79 1/2 x 79 1/2	81 1/2 x 81 1/2	83 1/2 x 83 1/2
US	79 x 79	81 x 81	83 x 83
FS	81 x 81	83 x 83	85 x 85

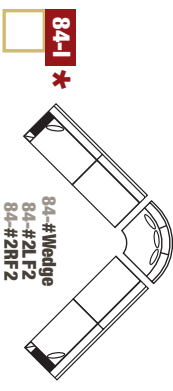
ARM	SD 20	SD 22	SD 24
TA	120 x 79 1/2	122 x 81 1/2	124 x 83 1/2
TT	121 x 80 1/2	123 x 82 1/2	125 x 84 1/2
ST	120 x 79 1/2	122 x 81 1/2	124 x 83 1/2
US	119 1/2 x 79	121 1/2 x 81	123 1/2 x 83
FS	121 1/2 x 81	123 1/2 x 83	125 1/2 x 85

ARM	SD 20	SD 22	SD 24
TA	120 x 120	122 x 122	124 x 124
TT	121 x 121	123 x 123	125 x 125
ST	120 x 120	122 x 122	124 x 124
US	119 1/2 x 119 1/2	121 1/2 x 121 1/2	123 1/2 x 123 1/2
FS	121 1/2 x 119 1/2	123 1/2 x 123 1/2	125 1/2 x 125 1/2

98 x 98 approx.



138 x 138 approx.



138 x 98 approx.



ARM	SD 20	SD 22	SD 24
TA	95 1/2 x 95 1/2	97 1/2 x 97 1/2	99 1/2 x 99 1/2
TT	96 1/2 x 96 1/2	98 1/2 x 98 1/2	100 1/2 x 100 1/2
ST	95 1/2 x 95 1/2	97 1/2 x 97 1/2	99 1/2 x 99 1/2
US	95 x 95	97 x 97	99 x 99
FS	97 x 97	99 x 99	101 x 101

ARM	SD 20	SD 22	SD 24
TA	136 x 136	138 x 138	140 x 140
TT	137 x 137	139 x 139	141 x 141
ST	136 x 136	138 x 138	140 x 140
US	135 1/2 x 135 1/2	137 1/2 x 137 1/2	139 1/2 x 139 1/2
FS	137 1/2 x 137 1/2	139 1/2 x 139 1/2	141 1/2 x 141 1/2

ARM	SD 20	SD 22	SD 24
TA	136 x 95 1/2	138 x 97 1/2	140 x 99 1/2
TT	137 x 96 1/2	139 x 98 1/2	141 x 100 1/2
ST	136 x 95 1/2	138 x 97 1/2	140 x 99 1/2
US	135 1/2 x 95	137 1/2 x 97	139 1/2 x 99
FS	137 1/2 x 97	139 1/2 x 99	141 1/2 x 101

## Design Your Own Layout

**KEY:**  
For related sofas and chairs see Brighton Sofas and Chairs order form.



#20 db (down blend) Sofa Pillows.

Left Arm Facing

Right Arm Facing

Track Arm

Track Tee

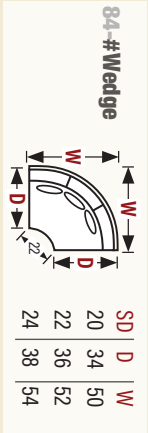
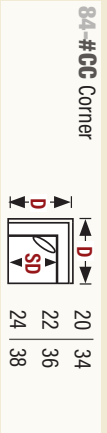
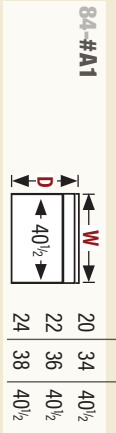
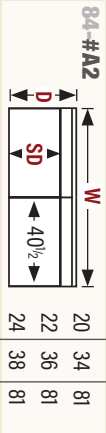
Sloping Track

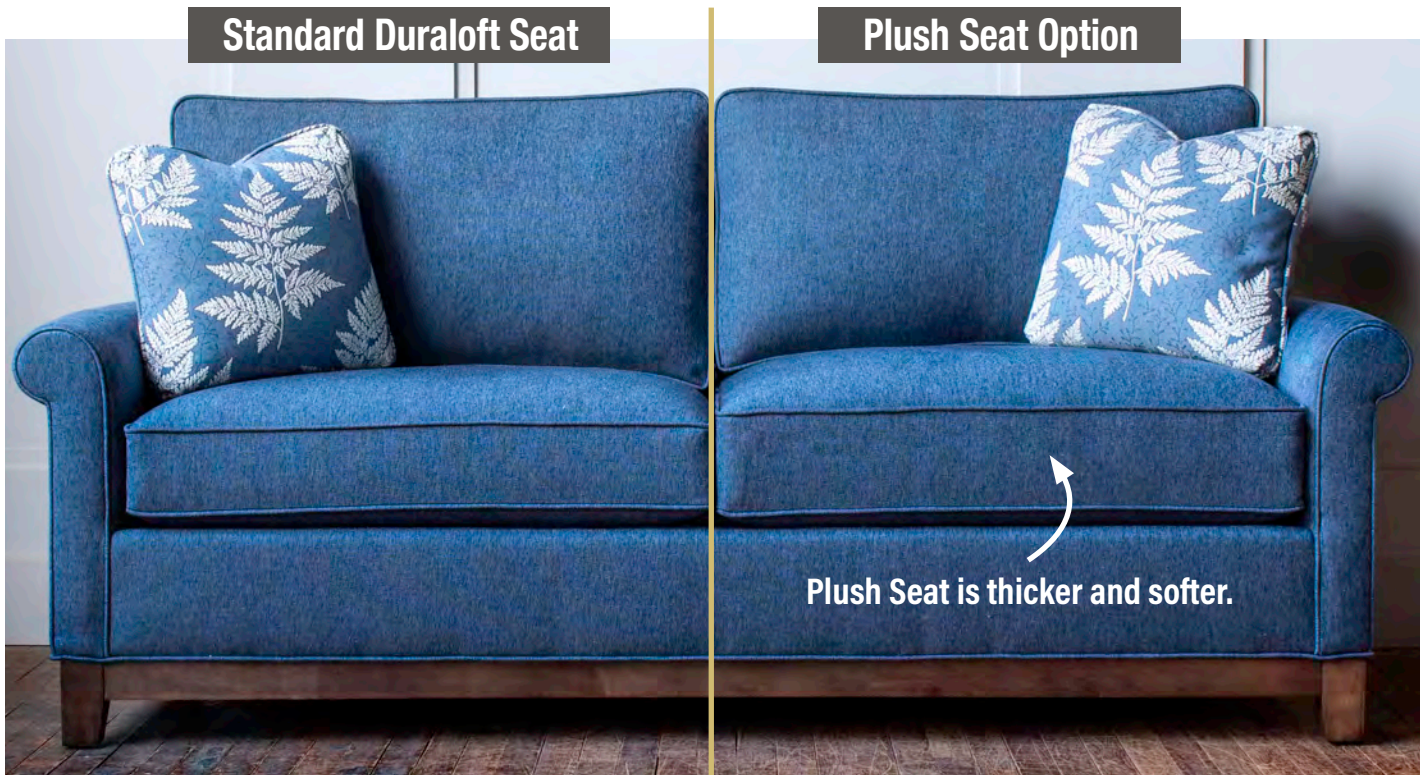
Urban Scoop

Full Sock

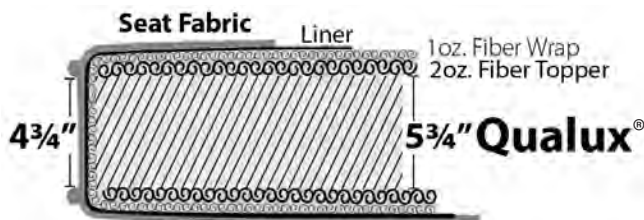
Armless

Model	SD	D	W	SD	D	W	SD	D	W	SD	D	W	SD	D	W	SD	D	W
84-#1LF2*	20	34	79 1/2	20	34	80 1/2	20	34	87	20	34	87 1/2	20	34	81	20	34	81
84-#2LF2*	22	36	81 1/2	22	36	82 1/2	22	36	87	22	36	87 1/2	22	36	81	22	36	81
84-#2RF2*	24	38	83 1/2	24	38	84 1/2	24	38	87	24	38	87 1/2	24	38	81	24	38	81
84-#1RF2*	20	34	86	20	34	87	20	34	87	20	34	87 1/2	20	34	81	20	34	81
84-#2RF1*	22	36	86	22	36	87	22	36	87	22	36	87 1/2	22	36	81	22	36	81
84-#2RF2*	24	38	86	24	38	87	24	38	87	24	38	87 1/2	24	38	81	24	38	81
84-#2LF1*	20	34	45 1/2	20	34	46 1/2	20	34	47	20	34	47 1/2	20	34	47	20	34	47
84-#2RF1*	22	36	45 1/2	22	36	46 1/2	22	36	47	22	36	47 1/2	22	36	47	22	36	47
84-#2RF2*	24	38	45 1/2	24	38	46 1/2	24	38	47	24	38	47 1/2	24	38	47	24	38	47





**Duraloft Seat Construction**



**Standard on:**

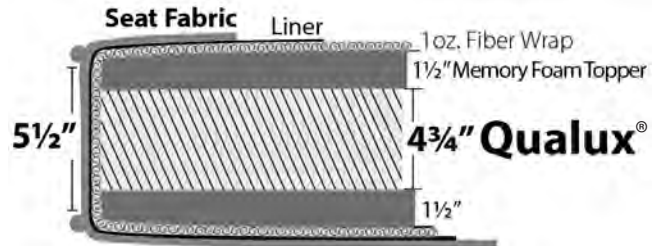
- Madison**
- Brighton**
- Tight Back**
- Highland Park\***

\*Note: Highland Park uses 4 3/4" Qualux®. Between welts is 4 3/4" - same as others.

**Firm Seat Option**

Construction same as standard, except Qualux® polyfoam is firmer.

**Plush Seat Option Construction**



**Plush Seat Features**

- Finished seat is thicker than Standard
- Memory foam creates softer luxurious sit


Plush Seat Option available only on:

- Madison**
- Brighton**
- Tight Back**
- Highland Park\***


\*Note: Highland Park uses 4 1/4" Qualux®. Between welts is 5 1/2" - same as others.

See price list for Plush Seat Option price.

**Finishes**

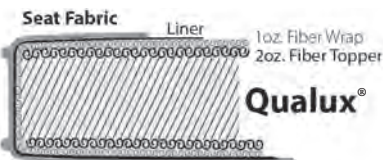


**Nail Head**



**Cushions**

**Standard / Firm**

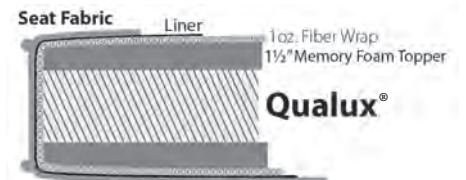


**Down**



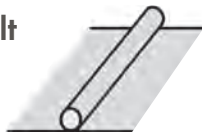
**Plush**

For Brighton, Highland Park, Madison and Tight Back Custom Collections only.




**Welt or Double Needle**

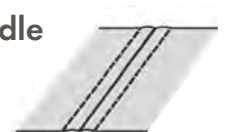
**Self Welt**



**Contrast Welt**



**Double Needle**



**Arm Pillows**

(sold by pair)



**#13**

14" x 14"



**#20**

17" x 17"



**#23**

20" x 20"

**Kidney Pillows**

(sold as singles)



**#8**

8" x 16"



**#10**

11" x 19"



**#4**

11" x 25"