



## Standard Features

- Tight back
- Duraloft seat cushion
- Hand tied/Hard edge
- Armside hold down clips
- 1 Pair #20 pillows

A member of the **Tight Back Collection**, which includes the Eden, Ellington, Erin and Essex series frames.

## Product Overview

The **Ellington** series features a Tight Straight back, and your choice of

- 3" Sloping track arm (shown), or Rising round arm
- 5 widths plus cushion and chaise options
- 3 seat depths
- 6 legs, 7 finishes
- Multiple back over seat options
- Optional back buttons
- Optional double needle stitch
- Optional contrast welt
- Optional nailhead trim

## Product Dimensions

- *Outside:* Depth D: 34, 36, or 38  
Height H: 37
- *Inside:* Seat Depth SD: 19, 21, or 23  
Seat Height SH: 19" for all base treatments
- *Available Frames:*  
Chair: 32<sup>1/2</sup>"  
Love Seat: 55<sup>1/2</sup>"  
3/4 Sofa: 63<sup>1/2</sup>"  
Sofa: 78<sup>1/2</sup>"  
Grand Sofa: 90<sup>1/2</sup>"

## Notes

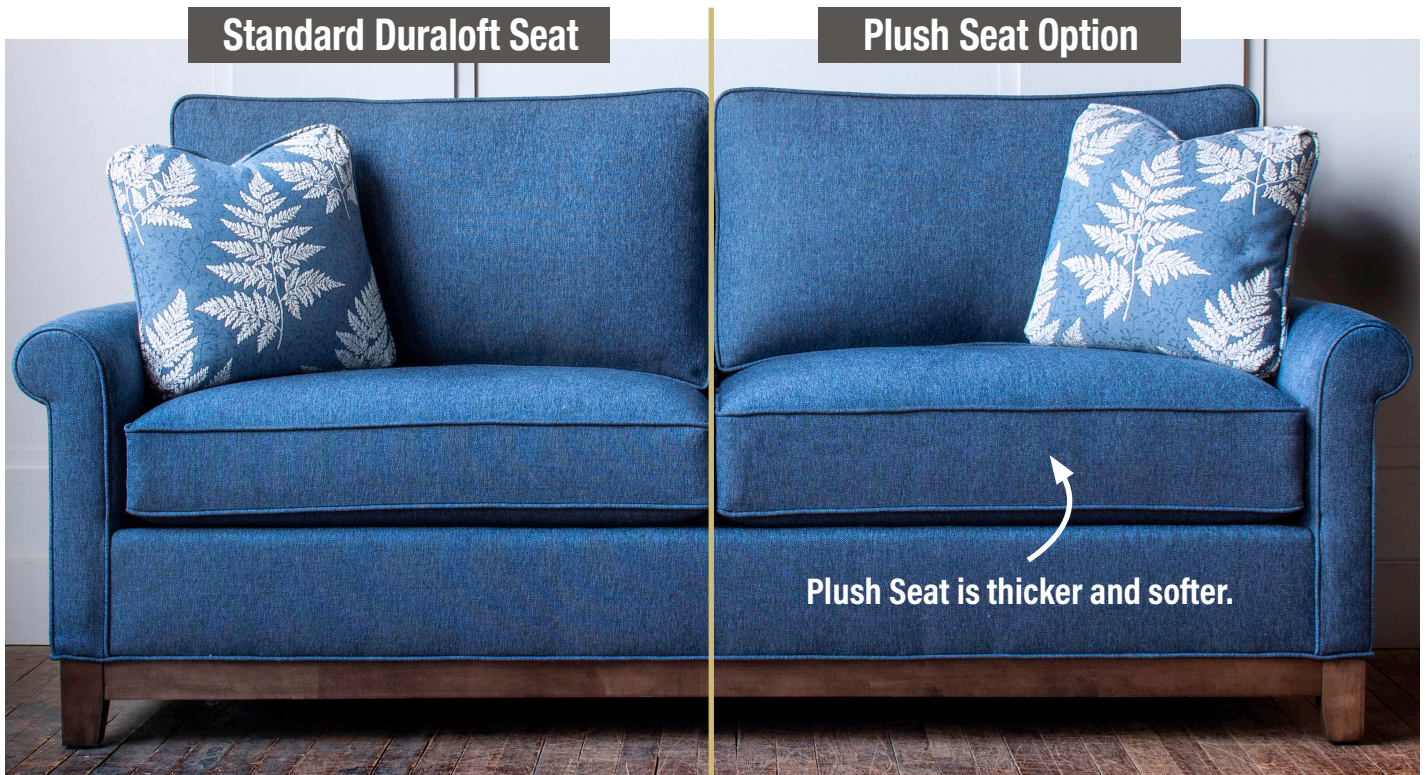
See next page for order form

**As shown: 94 TSST - C - 21 - MT5**

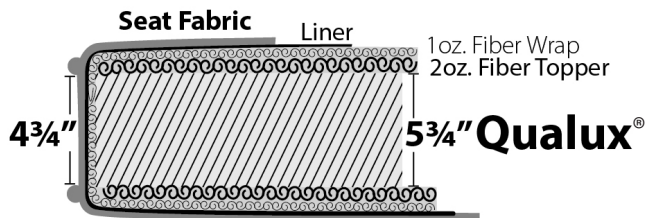
[Click Here](#)

or scan the code below to see this frame in different fabrics and download images.





**Duraloft Seat Construction**



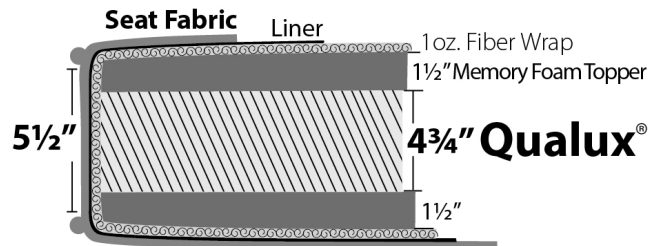
**Standard on:**  
Madison  
Brighton  
Tight Back  
Highland Park\*

\*Note: Highland Park uses 4 3/4" Qualux®.  
Between welts is 4 3/4" - same as others.

**Firm Seat Option**

Construction same as standard, except Qualux® polyfoam is firmer.

**Plush Seat Option Construction**



**Plush Seat Features**

- Finished seat is thicker than Standard
- Memory foam creates softer luxurious sit


Plush Seat Option available only on:

**Madison  
Brighton  
Tight Back  
Highland Park\***


\*Note: Highland Park uses 4 1/4" Qualux®.  
Between welts is 5 1/2" - same as others.

See price list for Plush Seat Option price.

**Finishes**

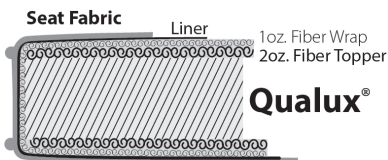


**Nail Head**

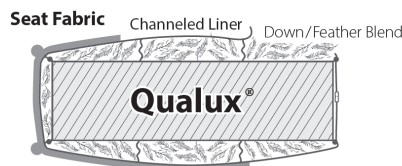


**Cushions**

**Standard / Firm**

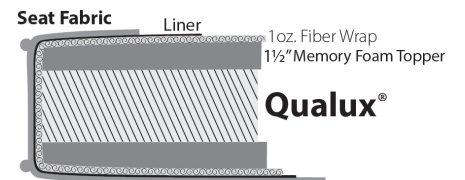


**Down**



**Plush**

For Brighton, Highland Park, Madison and Tight Back Custom Collections only.



**Welt or Double Needle**

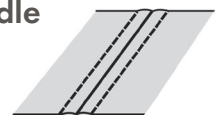
**Self Welt**



**Contrast Welt**




**Double Needle**




**Arm Pillows**

(sold by pair)




**#13**

14" x 14"



**#20**

17" x 17"



**#23**

20" x 20"


**Kidney Pillows**

(sold as singles)




**#8**

8" x 16"



**#10**

11" x 19"



**#4**

11" x 25"