

## Brighton Popular Layout: 82-B Track Tee



### Standard Features

---

- Loose back
- Duraloft seat cushion
- Hand tied/Hard edge

### Product Overview

---

- Shown with **track tee arm** (other arms available)
- 5 widths plus sectional and chaise options
- 3 seat depths
- 5 legs, 7 finishes
- 2 back heights: 34 or 37"
- Multiple back over seat options
- Optional back buttons
- Optional double needle stitch
- Optional contrast welt
- Optional nailhead trim

### Product Dimensions

---

- *Outside:*    Depth                    D: 34, 36, or 38  
                         Height                    H: 34 or 37
- *Inside:*      Seat Depth            SD: 20, 22, or 24  
                         Seat Height            SH: 19" for all base treatments
- *Available Layouts:*  
                         Sectionals: 82 x 82 up to 138 x 138"  
                         Chair: 32"  
                         Chair and 1/2: 50"  
                         Three Quarter: 63"  
                         Sofa: 78"  
                         Grand Sofa: 90"

### Notes

---

#### As shown, Popular Layout 82-B Track Tee:

82 BCTT - #1LF3 - 22 - P5

82 BCTT - #2RF2 - 22 - P5

A member of the **Brighton Custom Collection**, its' low profile is great for casual conversation in an open setting. Highly versatile, Brighton can be either plush or clean and crisp.

[Click Here](#)

or scan the code below to see this frame in different fabrics and download images.



**Popular layouts**

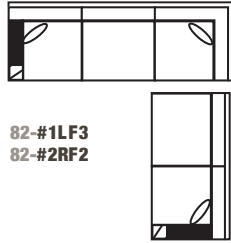
95 x 95 approx.

**82-A \***



82-#1RF3  
82-#2LF2

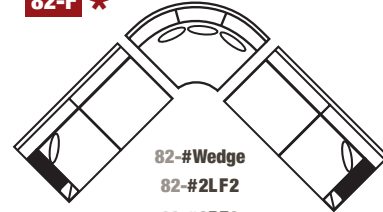
**\* 82-B**



82-#1LF3  
82-#2RF2

111 x 111 approx.

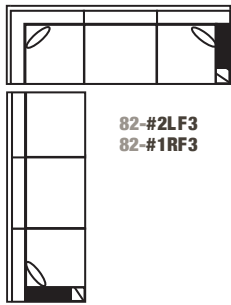
**82-F \***



82-#Wedge  
82-#2LF2  
82-#2RF2

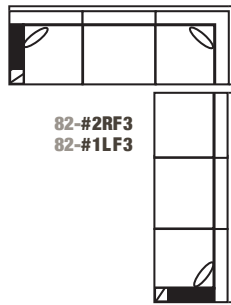
122 x 95 approx.

**82-C \***



82-#2LF3  
82-#1RF3

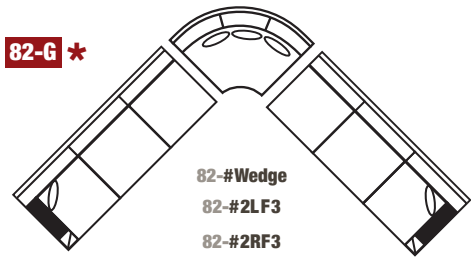
**\* 82-D**



82-#2RF3  
82-#1LF3

138 x 138 approx.

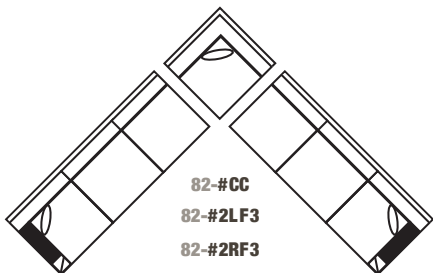
**82-G \***



82-#Wedge  
82-#2LF3  
82-#2RF3

**82-E \***

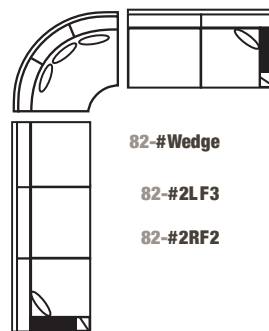
122 x 122 approx.



82-#CC  
82-#2LF3  
82-#2RF3

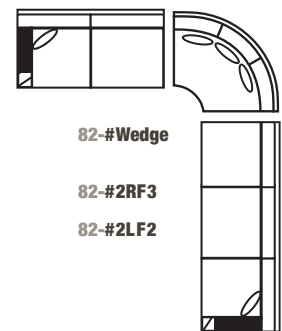
138 x 111 approx.

**82-H \***



82-#Wedge  
82-#2LF3  
82-#2RF2

**\* 82-I**



82-#Wedge  
82-#2RF3  
82-#2LF2

**\* Chaise with movable base available**

Chaise package substitutes the long chaise cushion and movable ottoman base for a seat cushion. Available: **\*Chaise X**, (27" cushion width).  
**TT, ST, US and FS** arms with chaise come with rectangular chaise cushion. **TT** arm with chaise comes with a Tee chaise cushion.

# Brighton Sectional - Series 82 - Order Form

Based on 27" cushion width.

SAMPLE ORDER: **1** 82H **2** BCUS - **3** #2LF2 **4** 22 - **5** SQ5

Dealer Name \_\_\_\_\_ ITEM #1 \_\_\_\_\_




Customer Name \_\_\_\_\_ ITEM #2 \_\_\_\_\_

Notes \_\_\_\_\_

## 1 Back Height

**82** Standard  **82H** High Back  
High Back option adds 3" to overall height:



## 2 Back/Arm

|  |  |  |   |   |
|--|--|--|---|---|
| Box Straight / Track Arm<br><input type="checkbox"/> <b>BSTA</b><br>3" track<br><input type="checkbox"/> <b>BSTA.b</b><br>w/buttons* | Box Straight / Track Tee<br><input type="checkbox"/> <b>BSTT</b><br>4 1/2" track<br><input type="checkbox"/> <b>BSTT.b</b><br>w/buttons* | Box Straight / Sloping Track<br><input type="checkbox"/> <b>BSST</b><br>3" track<br><input type="checkbox"/> <b>BSST.b</b><br>w/buttons* | Box Curve / Urban Scoop<br><input type="checkbox"/> <b>BCUS</b><br><input type="checkbox"/> <b>BCUS.b</b><br>w/buttons* | Box Curve / Full Sock<br><input type="checkbox"/> <b>BCFS</b><br><input type="checkbox"/> <b>BCFS.b</b><br>w/buttons* |
|--|--|--|---|---|

\*When buttons are specified, the layout is as shown. Adding buttons results in a firmer back cushion and a slight increase in seat depth.

## 3 Frame Sizes

(For dimensional data please see back side of this form. For related sofas and chairs see Brighton Sofa order form.)

**KEY:**  
 Corner: Arm: #20.db (down blend) Sofa Pillows:

\*Chaise with movable base available at extra charge. TA, ST, US and FS arms with chaise come with rectangular chaise cushion, shown below left. TT arm with chaise comes with a Tee chaise cushion, shown below right.

|  |   |   |   |
|--|---|---|---|
| <b>Arm with Corner (#1)</b><br><input type="checkbox"/> <b>82-#1LF3*</b><br> | <b>Arm only (#2)</b><br><input type="checkbox"/> <b>82-#2LF1*</b><br> | <input type="checkbox"/> <b>82-#2LF2*</b><br> | <input type="checkbox"/> <b>82-#2LF3*</b><br>                     |
| <input type="checkbox"/> <b>82-#1RF3*</b><br>                                | <input type="checkbox"/> <b>82-#2RF1*</b><br>                         | <input type="checkbox"/> <b>82-#2RF2*</b><br> | <input type="checkbox"/> <b>82-#2RF3*</b><br>                     |
| <b>Armless</b><br><input type="checkbox"/> <b>82-#A1</b><br>                 | <input type="checkbox"/> <b>82-#A2</b><br>                            | <input type="checkbox"/> <b>82-#A3</b><br>    | <b>Corner Chair</b><br><input type="checkbox"/> <b>82-#CC</b><br> |
|  |   |   | <b>Wedge</b><br><input type="checkbox"/> <b>82-#Wedge</b><br>     |

## 4 Seat Depth

**20"** Short  **22"** Standard  **24"** Deep

## 5 Base

|   |  |   |   |  |
|---|--|---|---|--|
| <input type="checkbox"/> <b>HS5</b><br>Highland Spool<br>5" | <input type="checkbox"/> <b>P5</b><br>Pyramid Foot<br>5" | <input type="checkbox"/> <b>SQ5</b><br>Square Tapered Leg<br>5" | <input type="checkbox"/> <b>MT5</b><br>Metro Trim<br>5" | <input type="checkbox"/> <b>RM5</b><br>Round Metal Leg<br>5" |
|---|--|---|---|--|

**MT5 and RM5** base options available at extra charge. Seat height is 19 inches for all base treatments.

## 6 Base Finish

Light Pioneer  Pioneer  Dark Pine  Jet  Antique Cherry  Java  Stone

Available at extra charge:  
82-Sect-04-2024

|   |  |   |
|---|--|---|
| <input type="checkbox"/> <b>Firm Seat Option</b><br><input type="checkbox"/> <b>Down Seat Option</b><br><input type="checkbox"/> <b>Plush Seat Option</b> | <input type="checkbox"/> <b>Double Needle Stitching</b><br>Applied to seat cushion, back pillows, #20.db pillows, TT, TA, ST arms. | <input type="checkbox"/> <b>*Chaise with Movable Base</b><br>To substitute the long chaise cushion and movable ottoman base for a seat cushion specify: <b>82-#2LF1X, 82-#2RF1X, 82-#2LF2X, 82-#2RF2X, 82-#2LF3X, 82-#2RF3X</b> (all 27" wide). |
|---|--|---|

# Brighton Series 82

Based on 27" cushion width.

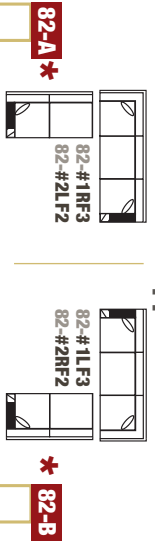
Popular layouts

For exact dimensions, choose Seat Depth: SD 20, 22 or 24 and Arm, then see chart.

\*Chaise with movable base available.

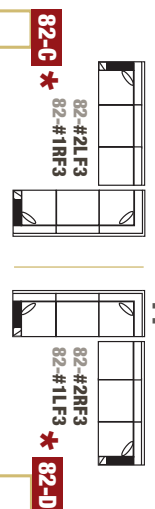
TA, ST, US and FS arms with chaise come with rectangular chaise cushion, shown below left. TT arm with chaise comes with a Tee chaise cushion, shown below right.

## 95 x 95 approx.



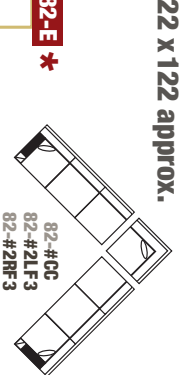
| ARM | SD 20           | SD 22           | SD 24           |
|-----|-----------------|-----------------|-----------------|
| TA  | 93 x 93         | 95 x 95         | 97 x 97         |
| TT  | 94 x 94         | 96 x 96         | 98 x 98         |
| ST  | 93 x 93         | 95 x 95         | 97 x 97         |
| US  | 92 1/2 x 92 1/2 | 94 1/2 x 94 1/2 | 96 1/2 x 96 1/2 |
| FS  | 94 1/2 x 94 1/2 | 96 1/2 x 96 1/2 | 98 1/2 x 98 1/2 |

## 122 x 95 approx.



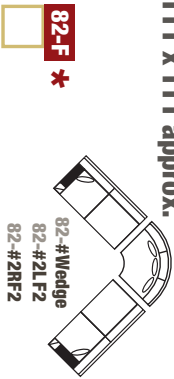
| ARM | SD 20            | SD 22            | SD 24            |
|-----|------------------|------------------|------------------|
| TA  | 120 x 93         | 122 x 95         | 124 x 97         |
| TT  | 121 x 94         | 123 x 96         | 125 x 98         |
| ST  | 120 x 93         | 122 x 95         | 124 x 97         |
| US  | 119 1/2 x 92 1/2 | 121 1/2 x 94 1/2 | 123 1/2 x 96 1/2 |
| FS  | 121 1/2 x 94 1/2 | 123 1/2 x 96 1/2 | 125 1/2 x 98 1/2 |

## 122 x 122 approx.



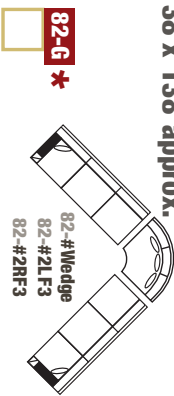
| ARM | SD 20             | SD 22             | SD 24             |
|-----|-------------------|-------------------|-------------------|
| TA  | 120 x 120         | 122 x 122         | 124 x 124         |
| TT  | 121 x 121         | 123 x 123         | 125 x 125         |
| ST  | 120 x 120         | 122 x 122         | 124 x 124         |
| US  | 119 1/2 x 119 1/2 | 121 1/2 x 121 1/2 | 123 1/2 x 123 1/2 |
| FS  | 121 1/2 x 121 1/2 | 123 1/2 x 123 1/2 | 125 1/2 x 125 1/2 |

## 111 x 111 approx.



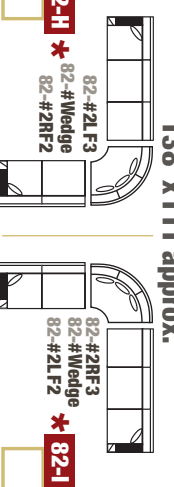
| ARM | SD 20             | SD 22             | SD 24             |
|-----|-------------------|-------------------|-------------------|
| TA  | 109 x 109         | 111 x 111         | 113 x 113         |
| TT  | 110 x 110         | 112 x 112         | 114 x 114         |
| ST  | 109 x 109         | 111 x 111         | 113 x 113         |
| US  | 108 1/2 x 108 1/2 | 110 1/2 x 110 1/2 | 112 1/2 x 112 1/2 |
| FS  | 110 1/2 x 110 1/2 | 112 1/2 x 112 1/2 | 114 1/2 x 114 1/2 |

## 138 x 138 approx.



| ARM | SD 20             | SD 22             | SD 24             |
|-----|-------------------|-------------------|-------------------|
| TA  | 136 x 136         | 138 x 138         | 140 x 140         |
| TT  | 137 x 137         | 139 x 139         | 141 x 141         |
| ST  | 136 x 136         | 138 x 138         | 140 x 140         |
| US  | 135 1/2 x 135 1/2 | 137 1/2 x 137 1/2 | 139 1/2 x 139 1/2 |
| FS  | 137 1/2 x 137 1/2 | 139 1/2 x 139 1/2 | 141 1/2 x 141 1/2 |

## 138 x 111 approx.



| ARM | SD 20             | SD 22             | SD 24             |
|-----|-------------------|-------------------|-------------------|
| TA  | 136 x 109         | 138 x 111         | 140 x 113         |
| TT  | 137 x 110         | 139 x 112         | 141 x 114         |
| ST  | 136 x 109         | 138 x 111         | 140 x 113         |
| US  | 135 1/2 x 108 1/2 | 137 1/2 x 110 1/2 | 139 1/2 x 112 1/2 |
| FS  | 137 1/2 x 110 1/2 | 139 1/2 x 112 1/2 | 141 1/2 x 114 1/2 |

## Design Your Own Layout

For related sofas and chairs see Brighton Sofas and Chairs order form.

KEY:

Corner:  
Arm:  
#20, db (down blend) Sofa Pillows:



### Left Arm Facing

### Right Arm Facing

### Track Arm

### Track Tee

### Sloping Track

### Urban Scoop

### Full Sock

### Armless

| 82-#1LF3 | 82-#1RF3 | SD | D  | W  |
|----------|----------|----|----|----|
| 20       | 20       | 20 | 34 | 93 |
| 22       | 22       | 22 | 36 | 95 |
| 24       | 24       | 24 | 38 | 97 |

| SD | D  | W  | SD | D  | W  |
|----|----|----|----|----|----|
| 20 | 34 | 94 | 20 | 34 | 93 |
| 22 | 36 | 96 | 22 | 36 | 95 |
| 24 | 38 | 98 | 24 | 38 | 97 |

| SD | D  | W      | SD | D  | W      |
|----|----|--------|----|----|--------|
| 20 | 34 | 87 1/2 | 20 | 34 | 87 1/2 |
| 22 | 36 | 89 1/2 | 22 | 36 | 89 1/2 |
| 24 | 38 | 91 1/2 | 24 | 38 | 91 1/2 |

| 82-#2LF3 | 82-#2RF3 | SD | D  | W  |
|----------|----------|----|----|----|
| 20       | 20       | 20 | 34 | 86 |
| 22       | 22       | 22 | 36 | 88 |
| 24       | 24       | 24 | 38 | 90 |

| SD | D  | W  | SD | D  | W  |
|----|----|----|----|----|----|
| 20 | 34 | 87 | 20 | 34 | 86 |
| 22 | 36 | 89 | 22 | 36 | 88 |
| 24 | 38 | 91 | 24 | 38 | 89 |

| SD | D  | W      | SD | D  | W      |
|----|----|--------|----|----|--------|
| 20 | 34 | 85 1/2 | 20 | 34 | 85 1/2 |
| 22 | 36 | 87 1/2 | 22 | 36 | 87 1/2 |
| 24 | 38 | 89 1/2 | 24 | 38 | 89 1/2 |

| 82-#2LF2 | 82-#2RF2 | SD | D  | W  |
|----------|----------|----|----|----|
| 20       | 20       | 20 | 34 | 59 |
| 22       | 22       | 22 | 36 | 61 |
| 24       | 24       | 24 | 38 | 63 |

| SD | D  | W  | SD | D  | W  |
|----|----|----|----|----|----|
| 20 | 34 | 60 | 20 | 34 | 59 |
| 22 | 36 | 62 | 22 | 36 | 61 |
| 24 | 38 | 64 | 24 | 38 | 63 |

| SD | D  | W      | SD | D  | W      |
|----|----|--------|----|----|--------|
| 20 | 34 | 60 1/2 | 20 | 34 | 60 1/2 |
| 22 | 36 | 62 1/2 | 22 | 36 | 62 1/2 |
| 24 | 38 | 64 1/2 | 24 | 38 | 64 1/2 |

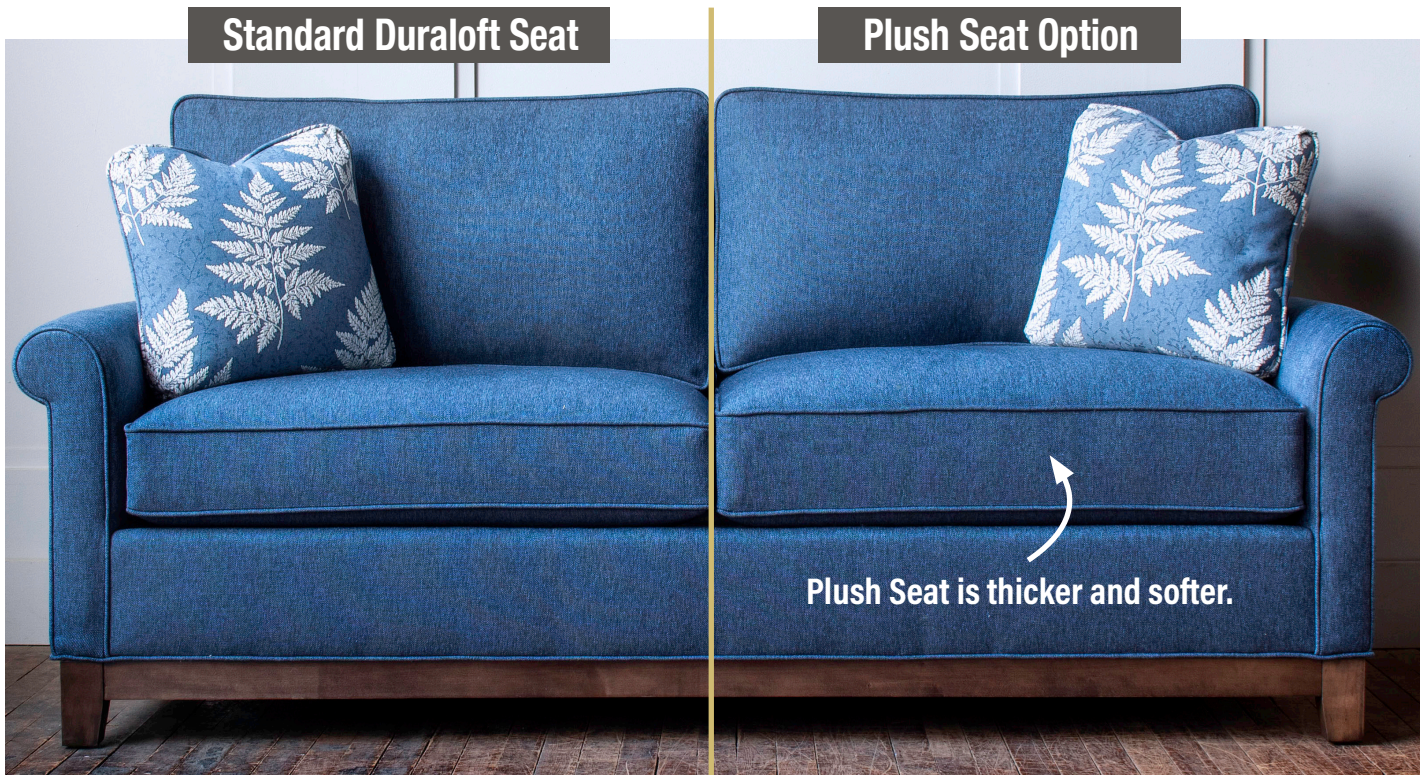
| 82-#2LF1 | 82-#2RF1 | SD | D  | W  |
|----------|----------|----|----|----|
| 20       | 20       | 20 | 34 | 32 |
| 22       | 22       | 22 | 36 | 34 |
| 24       | 24       | 24 | 38 | 36 |

| SD | D  | W  | SD | D  | W  |
|----|----|----|----|----|----|
| 20 | 34 | 33 | 20 | 34 | 33 |
| 22 | 36 | 35 | 22 | 36 | 35 |
| 24 | 38 | 37 | 24 | 38 | 37 |

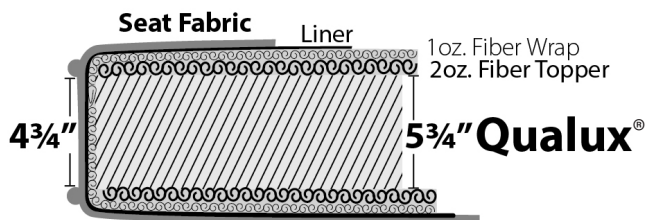
| SD | D  | W      | SD | D  | W      |
|----|----|--------|----|----|--------|
| 20 | 34 | 31 1/2 | 20 | 34 | 31 1/2 |
| 22 | 36 | 33 1/2 | 22 | 36 | 33 1/2 |
| 24 | 38 | 35 1/2 | 24 | 38 | 35 1/2 |

| SD | D  | W  | SD | D  | W  |
|----|----|----|----|----|----|
| 20 | 34 | 50 | 20 | 34 | 50 |
| 22 | 36 | 52 | 22 | 36 | 52 |
| 24 | 38 | 54 | 24 | 38 | 54 |





**Duraloft Seat Construction**



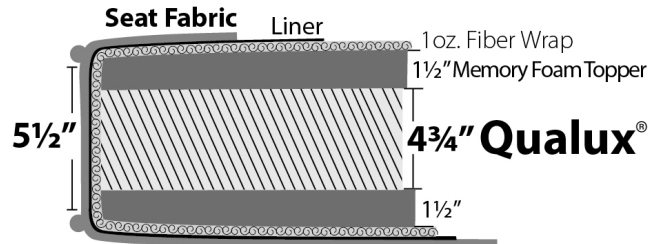
**Standard on:**  
Madison  
Brighton  
Tight Back  
Highland Park\*

\*Note: Highland Park uses 4 3/4" Qualux®.  
Between welts is 4 3/4" - same as others.

**Firm Seat Option**

Construction same as standard, except Qualux® polyfoam is firmer.

**Plush Seat Option Construction**



**Plush Seat Features**

- Finished seat is thicker than Standard
- Memory foam creates softer luxurious sit

Plush Seat Option available only on:

**Madison  
Brighton  
Tight Back  
Highland Park\***


\*Note: Highland Park uses 4 1/4" Qualux®.  
Between welts is 5 1/2" - same as others.

See price list for Plush Seat Option price.

**Finishes**

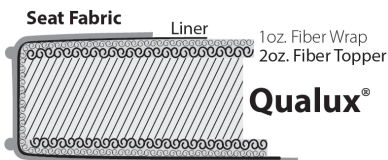


**Nail Head**

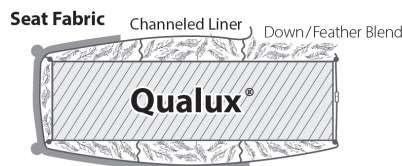


**Cushions**

**Standard / Firm**

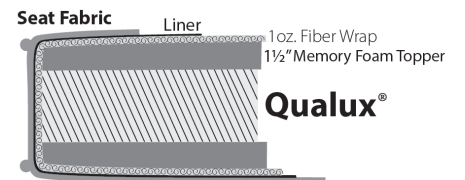


**Down**



**Plush**

For Brighton, Highland Park, Madison and Tight Back Custom Collections only.



**Welt or Double Needle**

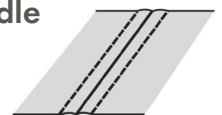
**Self Welt**



**Contrast Welt**



**Double Needle**




**Arm Pillows**

(sold by pair)




**#13**

14" x 14"



**#20**

17" x 17"



**#23**

20" x 20"

**Kidney Pillows**

(sold as singles)




**#8**

8" x 16"



**#10**

11" x 19"



**#4**

11" x 25"